


**COMPANY REGISTRATION NUMBER 1757721**  
**AFENTRA PLC**  
**ANNUAL REPORT AND FINANCIAL**  
**STATEMENTS**  
**31 DECEMBER 2024**

SATURDAY



\*AE48NXQP\*

A11

07/06/2025

#47

COMPANIES HOUSE

**AFENTRA PLC**  
**YEAR ENDED 31 DECEMBER 2024**

Value driven growth .....	0
At a Glance .....	0
2024 Highlights Summary .....	1
Purpose .....	3
Afentra's Approach .....	6
Chairman Statement.....	8
Market Review .....	10
CEO Statement .....	12
Business Model .....	15
Operations Review .....	17
Angola Country Manager.....	29
Sustainability .....	32
Embedding ESG across our activities.....	32
Sustainability framework .....	32
Working safely .....	33
Safety milestones.....	33
Cybersecurity and data privacy.....	34
Environmental stewardship .....	34
Asset integrity .....	34
Water management .....	35
Social responsibility and human rights .....	35
Workforce practices and team diversity.....	35
Engagement and collaboration .....	36
Code of ethics.....	36
Climate action and decarbonisation .....	36
Thriving communities.....	37
Supporting Angola's path to a mine-free future.....	37
The legacy of landmines in Angola .....	37
Afentra's role in the mission .....	38
Making a meaningful contribution.....	38
Forward-looking plans .....	39
Task Force on Climate-Related Financial Disclosures (TCFD).....	40
Effective oversight of climate matters .....	40

# AFENTRA PLC

## YEAR ENDED 31 DECEMBER 2024

Climate-related factors that are or may shape our future .....	40
Business Risk .....	43
Our Stakeholders .....	47
Financial Review .....	49
Board of Directors .....	53
Statement of Corporate Governance .....	54
Audit Committee Report .....	58
Nominations Committee Report .....	61
Remuneration Committee Report .....	63
Extractive Industries Transparency Initiative (EITI) .....	74
Directors' Report .....	74
Statement of Directors' Responsibilities .....	77
Independent auditor report to the members of Afentra Plc .....	78
CONSOLIDATED STATEMENT OF PROFIT OR LOSS AND OTHER COMPREHENSIVE INCOME .....	91
CONSOLIDATED STATEMENT OF FINANCIAL POSITION .....	92
CONSOLIDATED STATEMENT OF CHANGES IN EQUITY .....	94
CONSOLIDATED STATEMENT OF CASH FLOWS .....	95
COMPANY STATEMENT OF FINANCIAL POSITION .....	97
COMPANY STATEMENT OF CHANGES IN EQUITY .....	98
NOTES TO THE FINANCIAL STATEMENTS .....	99
DEFINITIONS AND GLOSSARY OF TERMS .....	133
Professional Advisors .....	137

## Value driven growth

The theme of “**Value driven growth**” aptly conveys Afentra’s purpose and position within its stakeholders ecosystem. Within this network, Afentra has many stakeholders that extend to its shareholders, industry partners, the Government, regulators, citizens in its country of operation and employees. The chosen theme applies to Afentra’s mission to deliver value driven growth; whether that be the value of the business as a whole through capital appreciation, the value of the assets in which it holds interests, the value Afentra brings to its Joint Venture (JV) partners, and the value that Afentra brings to its countries of operation through long-term sustainable investment and progressive engagement with local stakeholders.

2024 was a transformative year for Afentra in which the Company achieved the strategic milestones of completing its inaugural deals in Angola and expanding its portfolio through the addition of prospective onshore licences. The completion of the Azure transaction this period held symbolic relevance as it concluded the Company’s efforts in the previous years to structure and deliver highly value accretive transactions enhancing value for all its stakeholders.

The ability to demonstrate Afentra’s technical and commercial capabilities in its capacity as a non-operating partner is a core aspect of its strategy and the Company has been pleased to support the Block 3/05 Operator Sonangol in delivering efficient upgrades to the asset integrity in order to enable these high-quality assets to realise further upside potential and generate long-term value for all stakeholders. The operational performance of the Block 3/05 asset this period has validated the technical assessment on which Afentra based its entry into the JV partnership through three complex well-structured transactions. The activities undertaken by the JV partnership this year will enable further value driven growth through production optimisation and the identification of additional reserves in the decades to come.

Furthermore, Afentra’s expansion of the portfolio through the addition of interests in onshore licences in Angola provides exposure to low-cost opportunities. Through which Afentra can enhance meaningful value from these overlooked and geologically compelling assets. Additionally, the onshore licences enable the strengthening of Angola’s upstream capabilities through partnering with local players and provide a platform to share knowledge and collaborate in the pursuit of value creation. The ability to play a meaningful role in the positive socioeconomic development of the industry and country that it is active in is a core tenet of Afentra’s philosophy and a founding principle upon which the Company was formed in 2021.

As an early mover in recognising the attraction of Angola’s upstream industry for ambitious independents, Afentra has developed strong relationships with the relevant in-country authorities. The Company is pleased to serve as an ambassador in the promotion of Angola as an attractive operating environment with opportunities for collaboration and achievement of complementary strategic objectives.

The following report outlines the key strategic developments through 2024, all of which deliver value driven growth on behalf of Afentra’s stakeholders and provide a strong platform for the Company’s longer-term, sustainable growth ambitions.

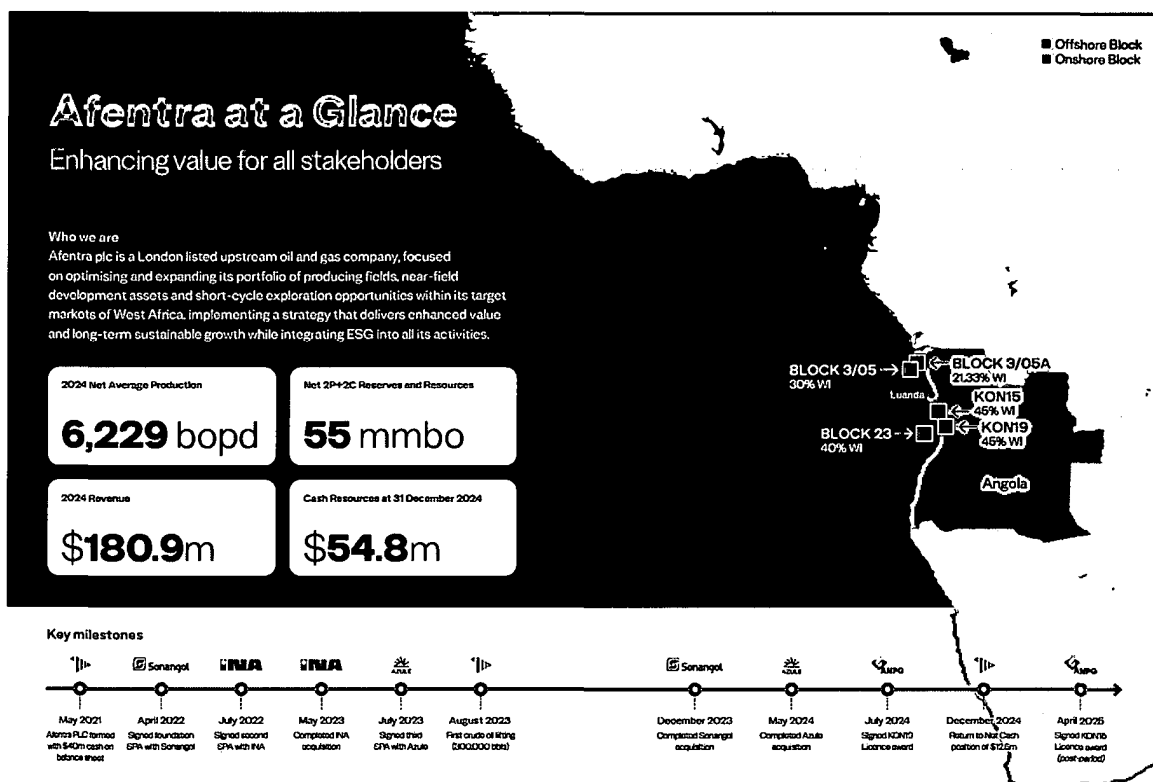
“Except where the context otherwise requires or where otherwise indicated, the terms “Afentra”, “Afentra plc”, “the Group”, “we”, “us”, “our”, “the Company”, and “our Business” refer to either Afentra plc, any one or more of its consolidated subsidiaries, or to all such entities.”

## At a Glance

---

# AFENTRA PLC

## YEAR ENDED 31 DECEMBER 2024



## 2024 Highlights Summary

### Strategic

- **Completion of Azule transaction in May 2024 expanded Afentra's interest in Angolan offshore blocks.**  
Acquisition of a further 12% non-operating interest in Block 3/05 and 16% in Block 3/05A. Afentra now holds a 30% interest in Block 3/05 and 21.33% in Block 3/05A.
- **Angolan asset acquisitions delivered strong cash flow and full payback.**  
Afentra's asset acquisitions have transformed the Company and delivered strong cash flows, achieving acquisition payback for all three completed deals following the receipt of proceeds from the Q4 2024 lifting.
- **Entry into onshore Kwanza basin with Block KON19.**  
The Company entered the onshore Kwanza basin with the award of KON19 in July 2024. Afentra was assigned a 45% non-operated interest alongside two local Angolan companies ACREP (the Operator 45%) and Enagol (non-operated 10%).
- **Disciplined screening of M&A opportunities continued.**  
Afentra continued its efforts to efficiently screen and evaluate compelling M&A opportunities which align with the Company strategy and stated M&A criteria.
- **Engagement with key Angolan stakeholders reinforced confidence in the region.**  
Our engagement with the Angolan government, regulatory authorities and industry counterparties underscores Afentra's confidence in Angola as an attractive operating and investment jurisdiction.
- **Technical and operational capabilities strengthened to support growth.**  
Continued to build and strengthen our technical and operating team's capabilities, reinforcing core competencies to support strategic growth objectives.

# AFENTRA PLC

## YEAR ENDED 31 DECEMBER 2024

- **Afentra supported The HALO Trust's humanitarian work in Angola.**  
Afentra's Board approved funding for The HALO Trust, the world's largest landmine clearance organisation, which has been working in Angola for over 30 years, clearing landmines, educating communities about explosive hazards, and supporting weapons management initiatives.

### Financial

- **Cash resources increased significantly to \$54.8 million by year-end 2024.**  
Up from \$19.6 million in 2023, including \$7.9 million in restricted funds (2023: \$4.9 million).
- **Year-end position reversed to a net cash position of \$12.6 million.**  
Comprising a \$42.0 million Reserve Based Lending Facility and no Working Capital Facility balance.<sup>1</sup>
- **Crude oil sales for 2024 totalled 2.3 million barrels across four liftings.**  
Generated \$180.9 million in revenue at an average realised price of \$82/bbl, outperforming the \$81/bbl average market price (Bloomberg data).
- **Put and call options in place to hedge 2025 sales volumes.**  
Put options with floors of \$60–\$65/bbl cover 68% of estimated sales; call options with caps of \$80–\$89/bbl cover 44%.
- **Crude oil stock at year-end totalled approximately 32,000 barrels.**  
Represents stock-in-tank position as of 31 December 2024.

### Operational

**Production increased to 21,111 bopd gross in 2024, up 5% from 2023 levels. Net production was 6,229 bopd (Block 3/05: 5,972 bopd; Block 3/05A: 257 bopd).**

- **\$150 million gross (net \$39 million)<sup>2</sup> invested in asset redevelopment.**  
This investment is already impacting short-term performance and will provide life extension benefits. Gross investment is set to rise to around \$180 million (net: \$54 million)<sup>3</sup> in 2025 redevelopment spend guidance to sustain long-term production outlook and value realisation.
- **Over 40 light well interventions (LWIs) boosted output.**  
The 2024 LWI program successfully contributed over 2,000 bopd of incremental production. An increased program of LWIs is planned for 2025.
- **October 2024 maintenance shutdown delivered key infrastructure upgrades.**  
A planned 21-day maintenance shutdown in October 2024 delivered critical upgrades to the power supply, subsea infrastructure, and gas metering systems, ensuring improved operational reliability and extended field longevity.
- **Post-shutdown production and water injection rates improved.**  
Strong operational performance post-shutdown positively impacted production and water injection rates:

---

<sup>1</sup> Refer to note 19 to the annual financial statements

<sup>2</sup> Net 2024 investment reflects spending attributable to Afentra's working interests in Block 3/05 and 3/05A during the year, both pre and post the Azule transaction completion in May 2024, and does not reflect pro-rata spend based on Afentra's current working interests.

<sup>3</sup> Number reflects Afentra's working interest in Block 3/05 and Block 3/05A.

## AFENTRA PLC

### YEAR ENDED 31 DECEMBER 2024

- Gross average oil production from Block 3/05 and Block 3/05A reached in excess of 24,000 bopd (net: in excess of 7200 bopd) in December 2024, with the asset remaining on track to deliver its long-term production outlook.
- Water injection system upgrades boosted capacity, achieving rates exceeding 80,000 barrels of water per day (bwpd). It is anticipated that these upgrades will deliver sustained injection of around 100,000 bopd with a further injection pump coming online in late 2025 to provide up to 150,000 bwpd.
- **Operating expenditure averaged \$23/bbl in 2024.**  
Opex for Blocks 3/05 and Block 3/05A in 2024 averaged approximately \$23/bbl and is expected to be similar in 2025.
- **Gas management plan progressed with new metering systems.**  
Substantial progress was made to the gas management plan in 2024 with new gas meters successfully installed to allow accurate measurement starting in 2025 and to enable the JV partnership to develop a fieldwide gas export plan.

### Post year end

- **Competent Person's Report update confirms strong reserve growth.**  
On 19 February 2025, Afentra provided an update on its latest Competent Person's Report (CPR) for Block 3/05. As of 31 December 2024, total net 2P working interest reserves stand at 34.2 million barrels of oil (mmbo), (gross 114 mmbo). Since the previous CPR in June 2023, gross production of approximately 11 mmbo was offset by a gross increase in reserves of 15.4 mmbo resulting in a **reserve replacement ratio of 140%** over the 18-month period. Contingent resources on Block 3/05 have also increased since the last CPR with net working interest 2C resources of 13.8 mmbo (gross 46 mmbo).
- **Presidential Decree approved KON15 onshore licence.**  
On 25 February 2025, Afentra announced the formal approval by Presidential Decree of the onshore licence KON15, the formal signing of the contract occurred on 7 April 2025. Under the terms of the KON15 award, Afentra has secured a 45% non-operated interest in the block, alongside Sonangol who will be block Operator.

## Purpose

Our purpose remains to support the African energy transition as a responsible, well managed independent, enabling the continued economic and social development of African economies while bridging the gap to renewable and other energy sources.

Our enabling role in this connected energy ecosystem is to access, redevelop and unlock the full potential of existing producing fields, through field life extension, the development of satellite discoveries and near-field exploration. We will do this in a safe, responsible and sustainable manner. By investing in these countries that we work in, empowering our people and working with our partners, we can positively impact local economies and deliver significant economic returns to all stakeholders.

## Mission

# **AFENTRA PLC**

## **YEAR ENDED 31 DECEMBER 2024**

Our mission is to be a trusted and credible partner for both international oil companies (IOCs), national oil companies (NOCs), and host governments in the divestment of “legacy” assets. By managing these assets responsibly, we turn these fields or near-field development and exploration opportunities into profitable assets by applying focus, innovation, efficient operating practices and smart commercial dealmaking. We use our approach to unleash the full asset potential whilst also reducing carbon emissions, promoting growth through employment and facilitating socio-economic development for the benefit of all stakeholders.

### **Defining Legacy Assets**

Producing fields or development assets that:

- May no longer fit with a company's strategy in Africa
- May need investment, regeneration or upgrading
- May be sub-economic for larger companies

### **Targeting Near-field Opportunities**

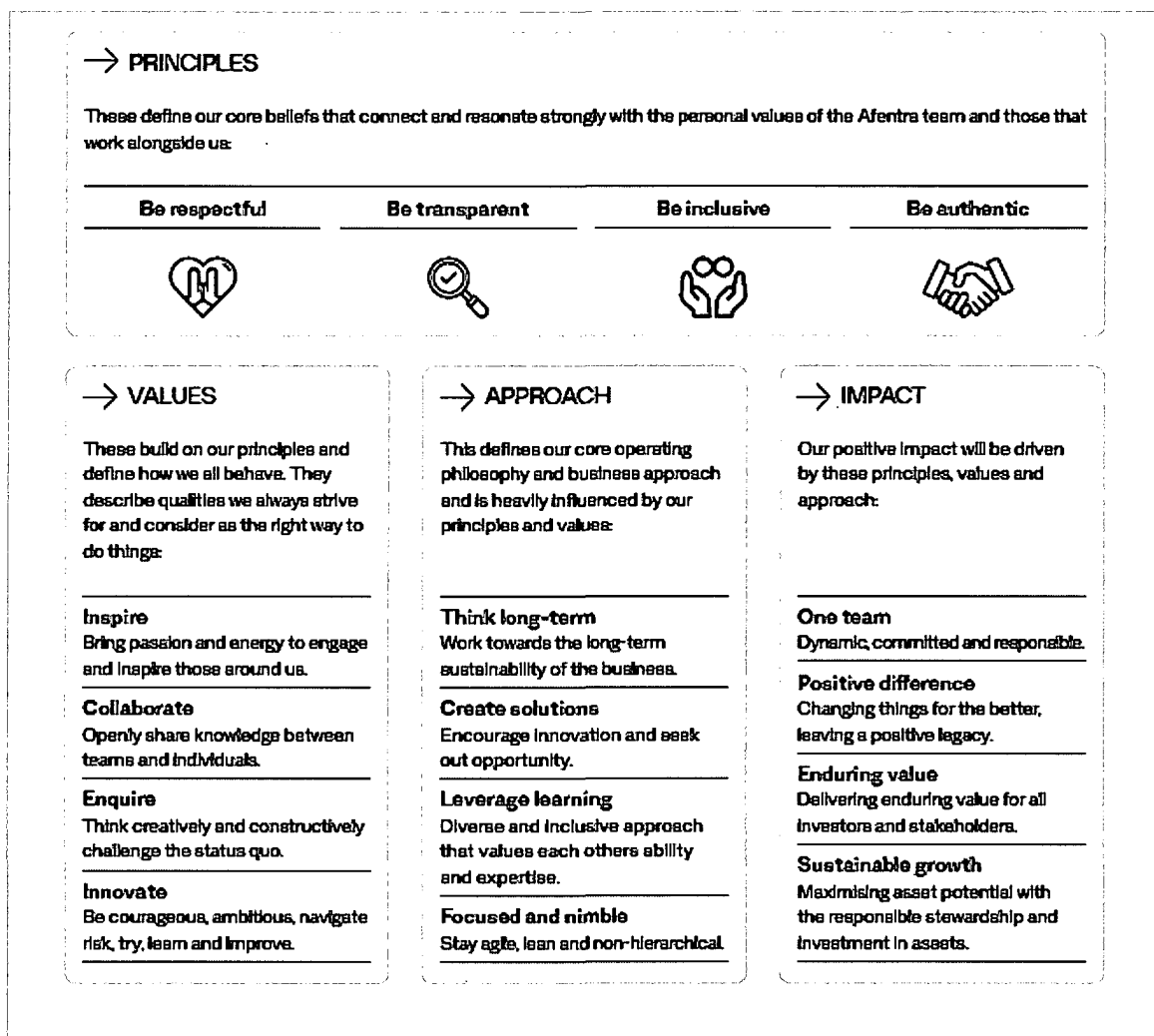
- Discovered resources close to existing infrastructure
- Low risk near-field exploration with the potential for short cycle tie back developments

### **Cultural framework**

Afentra's cultural framework outlines our core principles, philosophies and values that guide our behaviours and enable us to drive our business forward and deliver on our purpose while making a positive impact for all our stakeholders.

# AFENTRA PLC

## YEAR ENDED 31 DECEMBER 2024



### Principles

These define our core beliefs that connect and resonate strongly with the personal values of the Afentra team and those that work alongside us:

- **Be Respectful**
- **Be Transparent**
- **Be Inclusive**
- **Be Authentic**

### Values

These build on our principles and define how we all behave. They describe qualities we always strive for and consider as the right way to do things:

- **Inspire** - Bring passion and energy to engage and inspire those around us.
- **Collaborate** - Openly share knowledge between teams and individuals.
- **Enquire** - Think creatively and constructively challenge the status quo.
- **Innovate** - Be courageous, ambitious, navigate risk, try, learn and improve.

### Approach

## **AFENTRA PLC**

### **YEAR ENDED 31 DECEMBER 2024**

This defines our core operating philosophy and business approach and is heavily influenced by our principles and values:

- **Think Long-term** - Work towards the long-term sustainability of the business.
- **Create Solutions** - Encourage innovation and seek out opportunity.
- **Leverage Learning** – Diverse and inclusive approach that values each other's ability and expertise.
- **Focused and Nimble** - Stay agile, lean and non-hierarchical.

#### **Impact**

Our positive impact will be driven by these principles, values and approach:

- **One team** - Dynamic, committed and responsible.
- **Positive difference** - Changing things for the better leaving a positive legacy.
- **Enduring value** - Delivering enduring value for all stakeholders.
- **Sustainable growth** – Maximising asset potential with the responsible stewardship and investment in assets.

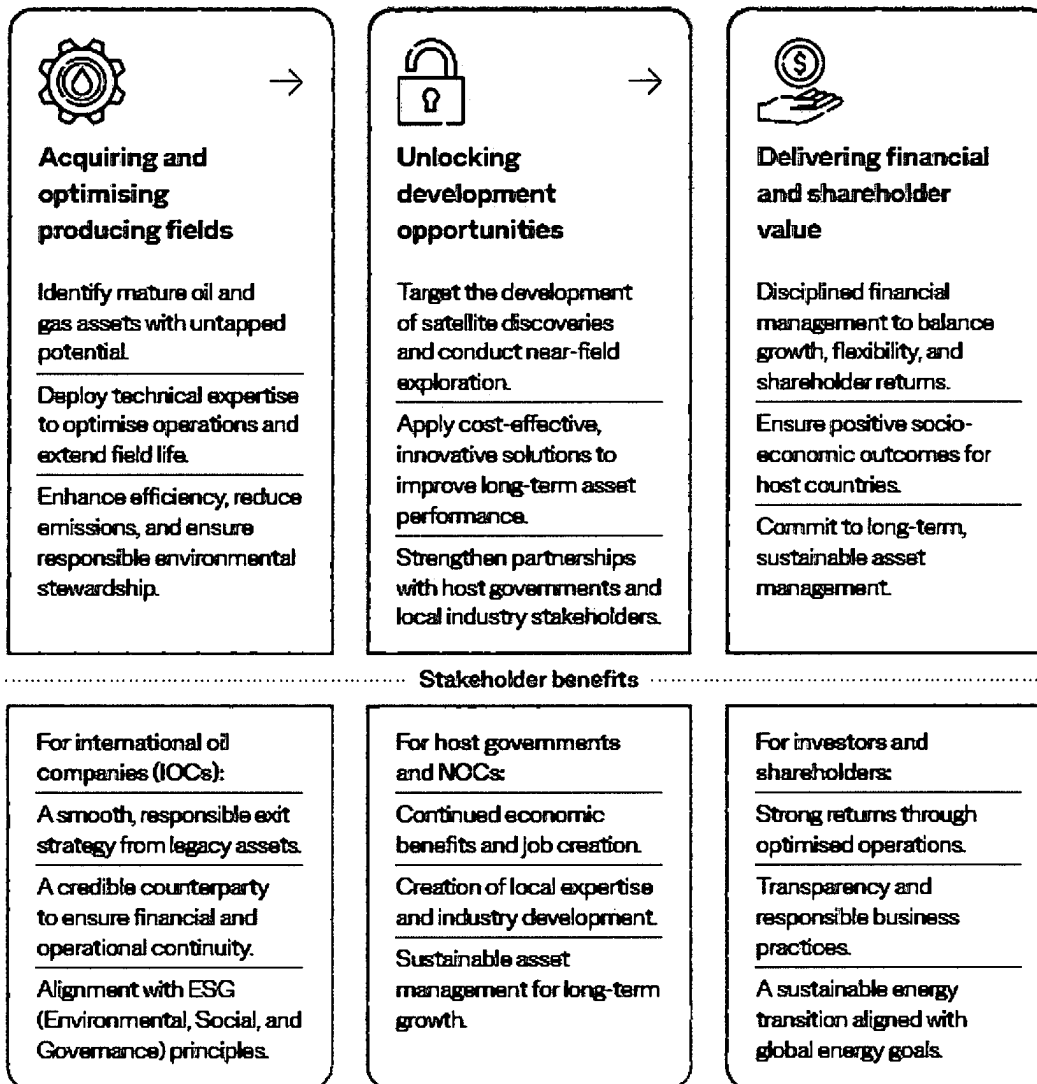
## **Afentra's Approach**

### **Supporting the exit strategies of IOCs/ NOCs, ensuring a just energy transition for host governments**

Afentra is focused on optimising and expanding its portfolio of producing fields, near-field development assets and short-cycle exploration opportunities for the benefit of all our stakeholders.

# AFENTRA PLC

YEAR ENDED 31 DECEMBER 2024



## 1. Acquiring and Optimising Producing Fields

- Identify mature oil and gas assets with untapped potential.
- Deploy technical expertise to optimise operations and extend field life.
- Enhance efficiency, reduce emissions, and ensure responsible environmental stewardship.

### *For International Oil Companies (IOCs):*

- A smooth, responsible exit strategy from legacy assets.
- A credible counterparty to ensure financial and operational continuity.
- Alignment with ESG (Environmental, Social and Governance) principles.

## 2. Unlocking Development Opportunities

- Target the development of satellite discoveries and conduct near-field exploration.
- Apply cost-effective, innovative solutions to improve long-term asset performance.
- Strengthen partnerships with host governments and local industry stakeholders.

# AFENTRA PLC

## YEAR ENDED 31 DECEMBER 2024

### *For Host Governments and NOCs:*

- Continued economic benefits and job creation.
- Creation of local expertise and industry development.
- Sustainable asset management for long-term growth.

### **3. Delivering Financial and Shareholder Value**

- Disciplined financial management to balance growth, flexibility, and shareholder returns.
- Ensure positive socio-economic outcomes for host countries.
- Commit to long-term, sustainable asset management.

### *For Shareholders & Investors:*

- Strong returns through optimised operations.
- Transparency and responsible business practices.
- A sustainable energy transition aligned with global energy goals.

## Chairman Statement

### **Strategic Progress and Value Creation**

I am pleased to report on another period of significant strategic progress and value creation at Afentra. The completion of the Azule transaction in May was of significant strategic relevance as it closed the first chapter on Afentra's initial growth journey. It also began a new chapter, with the Company whereby we balance our inorganic growth strategy alongside our Joint Venture partner role in enhancing the value of our portfolio.

Importantly, completion of the Azule transaction also highlighted Afentra's industry status as a credible counter party of choice for divesting IOCs. Following on from our initial acquisition with Sonangol, the Angolan national oil company, we have now proved our ability to structure, fund and secure the requisite approvals for transactions with both IOCs and NOCs. This provides confidence that we are well placed to consolidate our position as a leading African focused E&P with the capacity to consider more compelling and value accretive opportunities that present themselves as the industry transition theme around which we launched Afentra continues to play out across Africa.

### **Strategic Validation**

Our decision to focus on Angola as the initial country through which to deliver our long-term growth ambitions is yielding results. The efficient and transparent process in obtaining regulatory approvals for our transactions further demonstrates that Angola is an attractive place to do business. Our experience with the Government and ANPG continues to highlight that they are wholly pragmatic and making the right decisions to enhance the investment climate of their upstream industry. It stands to reason that Angola will be a country of interest to our African focused peers as they seek growth opportunities in a supportive operating jurisdiction. However, as the first independent E&P of note to enter Angola in recent times, we have an early mover advantage and have forged a strong brand and in-country network which should hold us in good stead going forward.

Indeed, the strength of our in-country reputation has presented new opportunities for us to consider. One such area where we have already made significant progress is in the onshore Kwanza basin. This is an exciting opportunity with the potential for us to deliver both near-term and longer-term organic growth to complement our offshore activities. A core part of our

# AFENTRA PLC

## YEAR ENDED 31 DECEMBER 2024

onshore Kwanza basin strategy is to partner with local companies, enabling us to assist in the development of a diverse and skilled upstream industry that supports delivery of the country's socioeconomic objectives.

The ability to demonstrate a positive impact across the various pillars of ESG remains a core objective and our agenda in that regard continues to evolve appropriately relative to our size and expanding operating footprint. Despite our non-operated position on Block 3/05, our technical team continues to undertake initiatives designed to reduce the emissions profile of this large producing asset and work side by side with the Operator Sonangol to bring these initiatives into action.

### Sound Risk Management

The ability to ensure sound financial and risk management remains a priority for the Board as we continue our expansion. Our Executive team have proven their ability to deliver smart deal making while retaining strong liquidity on the balance sheet to manage our debt obligations, while also supporting investments in our existing assets and to finance future M&A. The year-end cash position is testament to the active approach taken by the management team to minimise financial risk through effective hedging and active management of crude liftings. The end result is a stronger liquidity position than our team began with in 2021. This is despite delivering three transformative deals, with a combined upfront consideration of \$117m, Afentra have built a highly cashflow generative portfolio. This portfolio contains net 2P+2C Reserves & Resources of over 55 mmbo which will continue to deliver cashflow over the medium and long term. This is smart deal making and supports our mantra of *value driven growth*.

### Organic and inorganic growth levers

As we look ahead, 2025 looks set to be an eventful year in which we hope to deliver further organic growth as we continue to deliver the redevelopment workplan at Block 3/05 and start to progress our workplans on our onshore licences. Alongside this organic growth potential, we continue to screen acquisition opportunities as we seek to grow the business.

While the near-term outlook on crude consumption remains somewhat uncertain, the long-term outlook remains compelling and supports our thesis that the industry transition will continue to accelerate in Africa. Afentra will be uniquely positioned to capitalise on these opportunities as they present themselves. Indeed, there is a growing pragmatism about the challenges and social implications of an unrealistic energy transition and the fact that oil products will be required for many decades to come. We are proud to promote the narrative around a 'Just Transition for Africa' and will continue in our efforts to ensure a long-term positive socioeconomic impact for all of our stakeholders.

I would like to conclude by thanking our stakeholders for their support and faith through the year – especially our partners in Angola for embracing our entry into the country. I'd also like to thank our Executive team for their focused efforts throughout the year, as well as the whole Afentra team. Afentra's philosophy is around value creation, in all its definitions, and it is pleasing to be able to report again that we are delivering on this philosophy through focused strategic execution.

Jeffrey MacDonald

Chairman

02 May 2025

# AFENTRA PLC

YEAR ENDED 31 DECEMBER 2024

## Market Review

### West Africa and Angola present compelling opportunities

2024 presented a dynamic landscape marked by fluctuating oil prices. Volatility was driven by evolving geopolitical risks, relatively high levels of supply coupled with corresponding demand concerns from some major economies due to inflationary and post-pandemic issues. Benchmark Brent crude oil prices as reported by Bloomberg peaked at \$91/bbl in H1 2024 and dropped as low as \$69/bbl in H2 2024, yet the average remained relatively stable at \$80/bbl (2023: \$83/bbl).

Amidst this, we have continued to observe a growing consensus that a successful and just energy transition requires a pragmatic approach, one that includes the consideration of both socioeconomic impacts along with environmental issues.

### M&A

West Africa saw reduced M&A activity during 2024, though witnessed an acceleration of dealmaking towards the end of the year, especially relating to independents acquiring large packages from divesting IOCs in Nigeria as long-awaited regulatory approvals were received. The trend of transactions through the year supports Afentra's thesis of an accelerating industry transition that will see IOCs divesting non-core, mid-life assets with considerable upside that can be unlocked through a focused work program.

The West African region, particularly Angola, continues to offer compelling opportunities for credible and responsible independents like Afentra. Angola's proactive government reforms, coupled with its vast reserves and renewed focus on exploration and drilling, position it for growth. Our strategic focus on robust financial management, operational excellence, and a commitment to ESG principles aligns well with the evolving demands of the market and the specific context of Angola.

### Macro Trends:

<p><b>Promising M&amp;A outlook</b></p> <p>The West African M&amp;A market was subdued in 2024, influenced by volatile oil prices, economic uncertainty, and complex regulatory environments. A more selective approach from both buyers and sellers, with a heightened focus on deal terms and asset quality, characterises the current market.</p>	<p><b>Afentra is positioned as a credible counterparty to IOCs and NOCs</b></p> <p>The underlying drivers of IOC divestments persist, creating opportunities for independents like Afentra to be a credible counterparty to acquire and support the responsible asset stewardship of mature assets and unlock value for all stakeholders.</p>
<p><b>Commodity price volatility</b></p> <p>Oil prices experienced volatility in 2024, influenced by geopolitical events and concerns about global economic growth. While the outlook remains uncertain, the consensus suggests that oil and gas will remain a significant part of the energy mix for the foreseeable future, supporting continued</p>	<p><b>Afentra actively manages lifting and hedging programmes:</b></p> <p>Afentra proactively hedges on an ongoing basis and seeks to secure best available downside protection for up to 70% of its net entitlement production over the 12-month period, whilst maintaining significant upside exposure to commodity prices. The strategy</p>

# AFENTRA PLC

## YEAR ENDED 31 DECEMBER 2024

investment in upstream activities to meet that demand.	during 2024 sets the foundation for steady 2025 performance.
--	--

<p><b>The energy transition continues to progress at differing paces</b></p> <p>The global shift towards net-zero energy is progressing unevenly, creating a complex geopolitical landscape that impacts energy security and investment further heightened by the recent change in the US administration. 2024 saw an increase in pragmatism regarding the consideration of both socioeconomic impacts along with environmental issues.</p>	<p><b>Supporting a Just African Energy Transition</b></p> <p>The energy transition creates opportunities for companies like Afentra who are committed to responsible asset stewardship and emissions reduction. The focus on a just energy transition in Africa, balancing socioeconomic development with environmental impacts, is particularly relevant to our strategy.</p>
---	--

### West Africa Outlook

Offshore West Africa will see significant upstream activity in 2025 and in the coming years, with a focus by IOCs on deepwater developments. Several high-profile FPSO developments will come on stream during 2025 in Angola (Block 15/06) and Senegal/Mauritania (GTA), the latter including an FLNG vessel for LNG export. During 2024, final investment decision (FID) was reached for deepwater projects due to come on stream in 2028, in Angola with an FPSO (Block 20), the first such development in the deepwater area of the Kwanza basin, and in Nigeria (OML 118) with a deepwater subsea tie-back to an FPSO. In Namibia, several appraisal and exploration wells will be drilled in the Orange basin this year to appraise already discovered resources and explore petroleum plays in this frontier basin.

### Angola Market Focus:

Angola presents a compelling investment case for Afentra, characterised by:

- **Production Upside Potential:** Angola's average daily oil production was around 1.1 million barrels during 2024 with new developments set to further add to production levels.
- **Investment in Exploration and Development:** Recent exploration success, development decisions and new blocks' awards high
- light the ongoing potential of Angola's hydrocarbon provinces including the Kwanza basin.
- **Positive Government Reforms:** The pragmatic stance and improved regulatory environment, being promoted by the Angolan Government and the regulator ANPG creates a more favourable climate for international players.
- **IOC Presence and Investment:** Major IOCs continue to invest heavily in Angola's upstream sector focused on deepwater exploration and development projects. This creates opportunities for Afentra as IOCs look to rationalise and divest their shallower water assets in Angola to focus on deeper water prospects.

## AFENTRA PLC

### YEAR ENDED 31 DECEMBER 2024

- **Sonangol's Role:** Sonangol, Angola's NOC, plays a crucial role in the sector's development. Its ongoing exploration and drilling activities, particularly in the Kwanza basin, contribute to the country's production growth and offer potential partnership opportunities for Afentra.

#### **Afentra well-positioned to capitalise on opportunities in Angola**

Despite the evolving challenges and uncertainties in the global upstream market, Angola offers compelling opportunities for Afentra based around mid-life assets with a history of underinvestment, undeveloped discoveries and the onshore opportunities in the underexploited Kwanza basin. By leveraging its strategic focus on financial discipline, operational excellence, and ESG principles, Afentra is well-positioned to capitalise on the country's vast reserves, proactive government reforms, and renewed focus on exploration and development. A commitment to responsible asset stewardship and a just energy transition will be crucial for long-term success in the resurgent Angolan market.

## CEO Statement

### **Delivering Value Driven Growth**

2024 has been a period of transition in which we completed the third of our production acquisitions in Angola and have started to make material progress in enhancing the production and reserves from the assets acquired. In addition, we have expanded our portfolio with new opportunities onshore Angola which we identified as we further embedded ourselves as a leading Independent in the evolving landscape of Angola's upstream industry.

The completion of the Azule transaction in May was a watershed moment for Afentra and provided us with the opportunity to articulate the true value-accretive nature of these inaugural deals. The fact that we were able to construct our current portfolio, underpinned by robust cash flow, proven reserves and material upside, for less than \$10m net outflow reflects our mantra of *Value Driven Growth*, whereby we seek to grow the business responsibly alongside an unwavering focus on delivering shareholder value.

### **Realising the upside**

Our focus on value creation is not exclusive to our shareholders but extends to our broader stakeholders. The completion of the Azule transaction in May increased Afentra's equity interest by 12%, resulting in a material position in the high-quality Block 3/05 and Block 3/05A. As per our stated business model, the assumption of a meaningful non-operated interest in any asset brings a duty to support the Operator and partners in enhancing the value of our shared assets. A core point of difference at Afentra is the breadth and depth of our technical expertise. We are working closely with the Operator, Sonangol, to support them on the optimisation activities on Block 3/05 – as well as tabling technical solutions to deliver meaningful long-term impact to the sustainability performance of the assets.

The improved performance of the asset has been a key highlight for 2024 and has validated our technical view that these assets will provide material scope for production optimisation for decades to come. The 15-year runway provided to the Joint Venture partners by the licence extension out to 2040 ensures we have visibility and confidence in our ability to extract additional value from the nine producing fields and three discoveries that these diverse and large-scale blocks contain. The redevelopment works at Block 3/05, along with well interventions, have resulted in improved production and water injection performance, and we believe the continuation of the asset improvement work programme in the coming year will continue this trajectory.

## **AFENTRA PLC**

### **YEAR ENDED 31 DECEMBER 2024**

Block 3/05 and Block 3/05A gross average production has increased from 20,180 bopd (2023) to 21,111 bopd for 2024, an increase of 5%. A successful maintenance shutdown was delivered that focused on the long-term asset reliability and integrity which will serve the partnership as we deliver the next stage of Block 3/05 and Block 3/05A redevelopment. The work performed in the shutdown has already had a positive impact on water injection resulting in rates exceeding up to 80,000 bwpd, on one of our key asset targets, versus an average in 2024 of 23,100 bwpd. The near-term investment in future-proofing the asset will better enable the partnership to realise full value from the asset which we believe has significant upside potential. As we presented at our webinar in June 2024 we consider these assets to be capable of delivering sustained production at levels above 30,000 bopd and materially higher levels of reserves. To date we have already added 18mmbo of gross reserves since acquisition. We remain fully focused on realising this potential upside value through focused execution.

#### ***Expanding the portfolio***

Another key development this year has been our further expansion in Angola through our focus on the onshore Kwanza basin, an under-exploited and overlooked proven hydrocarbon basin with both low-cost exploration opportunities and numerous previously producing oil fields that we consider to have been abandoned prematurely. In July 2024 we were awarded a 45% non-operated interest in KON19 alongside two local companies and post-period end in February 2025 we were awarded a 45% non-operated interest in Block KON15 alongside Sonangol. We believe these onshore licences strategically complement our offshore activities and provide long-term opportunities in the form of low-cost exploration in a proven basin – an area of expertise in which our team has significant experience. It is particularly pleasing to demonstrate our commitment to further develop the Angolan industry by partnering with local companies. This approach, coupled with our proven status and in-country network, may present further opportunities for low-cost exploration and development in this opportunity-rich area.

Alongside the organic growth opportunities we see within our existing portfolio and established foothold in Angola, we continue to screen strategically complementary M&A opportunities and retain strong liquidity on the balance sheet that will be put to work when we identify an opportunity that fits our investment criteria. Having completed transactions with both IOC's and Sonangol in Angola, we have proven our ability to be a credible counterparty and it is clear that after only three years of operating the Afentra brand is well regarded within our industry.

We have also demonstrated our Value Driven approach in action through the funding of all transactions without the requirement to issue new equity and the efficient use of the debt markets. The strength of cash flow from Block 3/05, which has been optimised through our active management of crude liftings and a structured hedging policy, means we end the period in a net cash position. Whilst the recent softening of crude pricing may reduce near-term asset cashflow, when combined with our strong balance sheet, it may present further opportunities through the likely acceleration of divestments at reasonable price points. Afentra remains agile in its approach and is well positioned to deliver further value accretive transactions in 2025.

#### ***Focus on value creation***

In summary, 2024 was yet another year of strategic progress that resulted in value creation for our shareholders and enhanced the value of our overall proposition by demonstrating the upside potential of our expanding asset base. Our strategic focus for the current year is to support Sonangol on the continued delivery of the work programme for Block 3/05 which aims to enhance production, improve asset integrity and prepare for the next phase of workover

## **AFENTRA PLC**

### **YEAR ENDED 31 DECEMBER 2024**

and development drilling. We continue to assess the scope to reduce the emissions profile of the asset and will begin to see positive trends in this regard as we ramp up production and commence various initiatives including gas utilisation.

The market dynamics in our industry continue to evolve and support our purpose in terms of facilitating a responsible industry transition. We have established a strong foothold in a country that provides a positive fiscal environment and a portfolio of compelling opportunities in both the offshore and onshore areas. We continue to strengthen our working relationship with key stakeholders in Angola and demonstrate our commitment to the long-term development of the upstream industry through our establishment of an office in Luanda and our partnering with local players.

I would like to thank all of our stakeholders, including Sonangol, ANPG, our partners, and of course our shareholders for their continued support. Afentra remains committed to enhancing value for all of these stakeholders as we execute our well-defined growth strategy, and the Company is uniquely placed to leverage its stable growth platform to deliver the next stage of value creation.

# AFENTRA PLC

YEAR ENDED 31 DECEMBER 2024

## Business Model

### Enhancing value for all stakeholders

Afentra's business model creates value by optimising and expanding its portfolio of production and near-field development assets, alongside near-field exploration opportunities with significant upside. The strong cash flows generated mean Afentra is well positioned to support a just energy transition in Africa and to drive our organic and inorganic growth strategies.

### Positioned for sustainable growth

Afentra's ability to deliver value driven growth stems from a combination of deep technical expertise, commercial acumen, and a disciplined financial approach. The Company is well positioned to take advantage of opportunities to expand its footprint in Angola and enter complementary target markets in West Africa, growing a portfolio of high-quality cash generating assets and contributing to the accelerating African energy transition.

A critical aspect of Afentra's success is its ability to develop strong and collaborative partnerships. While Afentra remains committed to working as a non-operating partner in these strategic partnerships, the Company is also well positioned to take on operated positions, allowing for an even greater level of influence and direct asset stewardship when appropriate.

### Strategic Approach to Portfolio Development

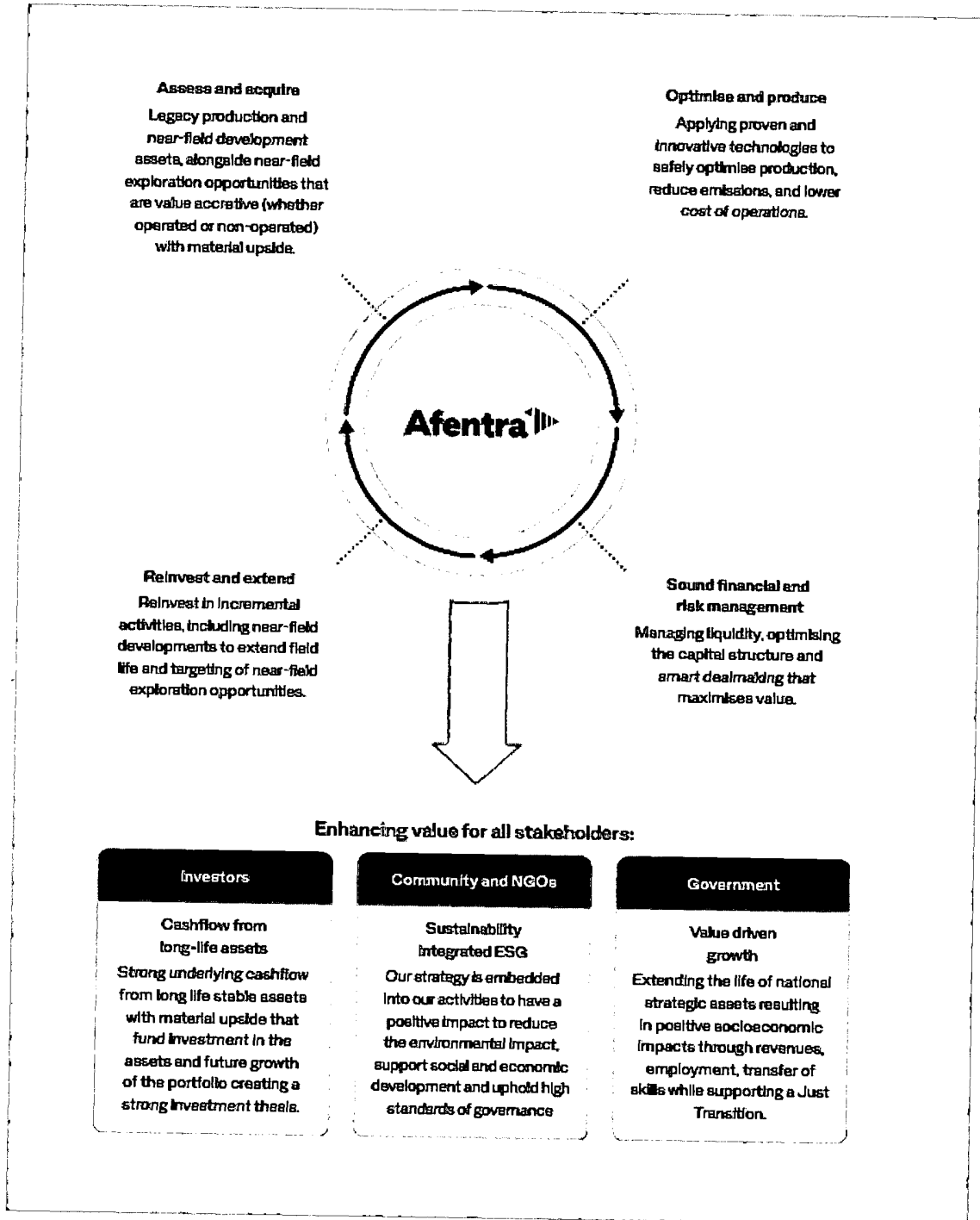
Afentra's development strategy is guided by several key considerations:

- Building a portfolio of producing and near-field development assets, alongside near-field exploration opportunities which deliver significant cashflow and where we can invest to deliver increased value.
- Aligning with credible partners who share a commitment to asset optimisation and responsible stewardship.
- Ensuring materiality of equity interest in assets to maintain relevance and influence in decision-making.
- Leveraging technical expertise to provide solutions that enhance operational efficiency and sustainability.
- Maintaining financial discipline to support asset investment and future M&A, and management of crude liftings to enhance cash flow.
- Committing to host countries by fostering local industry participation and alignment with government priorities.

Recent transactions, including those with Sonangol and Azule, have provided Afentra with material non-operated interests in Angola. They have also demonstrated Afentra's credentials as a partner of choice for NOCs and IOCs. In these ventures, Afentra has applied its technical strengths to support the Operator and the wider partnership by identifying initiatives that improve asset performance and reduce emissions. Through this hands-on involvement, Afentra has consistently demonstrated its ability to enhance asset value, optimise operations, and deliver tangible performance improvements. This ensures that Afentra remains an active and credible partner, driving value creation and aligning with stakeholders' long-term objectives.

# AFENTRA PLC

## YEAR ENDED 31 DECEMBER 2024



- **Assess and Acquire**

Legacy production and near-field development assets, alongside near-field exploration opportunities that are value accretive with material upside.

- **Optimise and produce**

# AFENTRA PLC

## YEAR ENDED 31 DECEMBER 2024

Applying proven and innovative technologies to safely optimise production, reduce emissions, and lower the cost of operations.

- **Reinvest and extend**
  - Reinvesting in incremental activities, including near-field developments, that extend field life, as well as targeting near-field exploration opportunities.
- **Sound financial & Risk Management**

Managing liquidity, optimising a capital structure and smart deal making that delivers shareholder value over the long term.

Enhancing Value for all external stakeholders	Investors	Community and NGOs	Government
	<p><b>Cashflow from long-life assets</b></p> <p>Strong underlying cashflow from long life stable assets with material upside that fund investment in the assets and future growth of the portfolio creating a strong investment thesis</p>	<p><b>Delivering a positive impact</b></p> <p>Our ESG strategy is embedded into our activities so as to have a positive impact, reducing both environmental impact while supporting socioeconomic development and the upholding of high standards of governance</p>	<p><b>Socioeconomic development</b></p> <p>Extending the life of national strategic assets resulting in positive socioeconomic impacts through revenues, employment and the transfer of skills while supporting a just transition</p>

## Operations Review

### Asset Summary

Afentra's enlarged asset footprint in Angola, both offshore and onshore provides a solid platform for material long-term organic and inorganic growth

2024 Gross Production: 21,111 bopd (5% increase) (2023: 20,180 bopd)

Gross 2P Reserves: 114 mmbo Reserve Replacement 140% since June 2023

Gross 2C Resources: 46 mmbo (Block 3/05) & 30 mmbo (B3/05A)

Increased exposure to world-class midlife assets, low-cost development and near-field and short-cycle exploration opportunities with significant upside potential

## **AFENTRA PLC**

### **YEAR ENDED 31 DECEMBER 2024**

In 2024, Afentra completed its third transformative deal offshore Angola. The acquisition of additional non-operating interests from Azure Energy in Block 3/05 and Block 3/05A increased our interests to 30% and 21.33% respectively (an increase of 12% in Block 3/05 and 16% in Block 3/05A). Providing Afentra with material exposure to these world-class mid-life producing assets that generate robust cashflows and provide near-term upside potential for organic growth as well as the opportunity to make an impactful reduction in emissions.

Onshore Angola, in July 2024 Afentra was awarded a 45% non-operated interest in the KON19 licence alongside Angolan companies ACREP (the Operator) and Enagol. Post-period end, in February 2025, the Company was also awarded a 45% non-operated interest in KON15 alongside Sonangol as Operator, further expanding our footprint onshore. This was signed on April 7<sup>th</sup> 2025. Both licences are located in the proven, yet under-explored, onshore Kwanza basin. Entry into this basin, where 11 oilfields have been discovered, offers an opportunity for low-cost exploration and near-term development by applying fresh ideas and modern concepts to an area where no new technology has been applied for 40 years.

#### **Fostering a close working relationship across the Joint Ventures**

Since 2022 the Afentra team has developed a strong collaborative working relationship with Sonangol and the JV partners on Block 3/05 and Block 3/05A. The JV partners are aligned on making informed data driven decisions on field optimisation through the deployment of proven industry techniques and the latest technology, taking a phased approach to manage capital expenditure, with the aim being to cost effectively optimise and increase production while simultaneously reducing emissions.

Onshore, Afentra is also working closely with its JV partners on KON19 and post-period end on KON15 utilising technologies and techniques that the team have deployed successfully in other regions of Africa. For example, using basin-wide enhanced Full Tensor Gravity Gradiometry (eFTG) surveying to undertake a more comprehensive subsurface analysis of the largely unexplored onshore Kwanza basin.

#### **Block 3/05 production increase and reserve replacement through phased long-term sustainable field extension activities**

During 2024, Block 3/05 and Block 3/05A gross production averaged 21,111 bopd, a 5% increase from the prior year (2023: 20,180 bopd), with peaks exceeding 25,000 bopd. Over 40 light well interventions (LWIs) during 2024 added 2,000 bopd, with a similar program planned for 2025. These LWIs and facility improvements drove a 140% reserve replacement since the last CPR, carried out in June 2023. Increased water injection will support the reservoir pressure which is expected to further enhance recovery factors and reduce emissions as a lower Gas Oil Ratio (GOR) reduces the need for gas flaring.

The Block 3/05 licence extension to 2040 and revised fiscal terms received in 2023 has allowed the JV partnership to strategically invest in infrastructure upgrades. At the end of 2024 the JV commenced a 3-year asset redevelopment plan that is designed to extend the field life, optimise and increase production, enable future development activities and reduce GHG emissions.

As part of the redevelopment plan, a planned 21-day maintenance shutdown was successfully conducted in October 2024. The shut-down specifically targeted making upgrades to the power equipment, and the metering systems for water and gas, improving reliability and enabling reliable emissions monitoring. The upgrades to the water injection system have

## **AFENTRA PLC**

### **YEAR ENDED 31 DECEMBER 2024**

resulted in year-end injection rates increasing to over 80,000 bwpd. Post-year end, Q1 2025 water injection rates have exceeded 100,000 bwpd. Further upgrades later in 2025 will increase available capacity up to 150,000 bwpd. The newly installed gas meters will pave the way for the JV to progress a field-wide gas export plan.

A further shutdown is planned for 2025 in accordance with the asset redevelopment plans to extend the field life and to ready the infrastructure for future increases in production. Future development activities include infill drilling, tie-backs of nearby satellite discoveries, and near-field exploration within Blocks 3/05 and 3/05A. The JV partnership is actively evaluating several opportunities, aiming to develop value-generating appraisal and development well proposals with the potential to add reserves within the 2026-2027 timeframe.

**For the pull-out quote: Attractive base Opex, while Capex field extension costs underpin long-term production growth outlook**

#### **Near-term investment for long-term growth**

Given the age and scale of the Block 3/05 infrastructure, the 2024 base operating expense associated with these assets is attractive at \$23/bbl (and is expected to be similar in 2025). Going forward, production increases through further optimisation and near-field developments will act to further reduce the Opex/bbl as near-term investment delivers long-term growth and value. Investment of \$150 million gross (net: \$39 million)<sup>4</sup>, including \$40 million gross of life extension costs, was invested in 2024 in the first year of the three year asset redevelopment plan. Gross investment in 2025 will increase to around \$180 million (net: \$54 million)<sup>5</sup> with a focus on asset integrity to continue to support our long-term increased production outlook. The three year asset redevelopment plan is expected to be completed during 2027.

#### **Angola: A prime location for portfolio expansion and a platform for wider growth**

Angola has a compelling investment environment, supported by the Angolan government's stable fiscal regime and its commitment to enacting fiscal and regulatory reforms designed to encourage investment into its domestic oil and gas sector.

We view Angola as a core market and a key part of our growth strategy. An important part of our strategy is to actively collaborate with local partners like Sonangol, the NOC, and local Angolan companies such as ACREP, Etu Energias and Enagol to work together to maximise in-country value creation. The Angolan government, supported by the regulator ANPG's proactive and collaborative approach is fostering an environment where Afentra can deliver mutually beneficial outcomes for all stakeholders.

We are proud to be contributing to Angola's development through knowledge sharing and job creation, reflecting our commitment to having both a positive socioeconomic and environmental impact. With decades of experience working in Africa, we are deeply committed to positive community impact and local content development. In 2024, Afentra invested \$150,000 in the HALO trust (for the year 2024 and 2025), an international landmine clearing organisation that has been active in Angola for over 30 years and has cleared over 120,000 landmines in this time.

---

<sup>4</sup> Net 2024 investment reflects spending attributable to Afentra's working interests in Block 3/05 and 3/05A during the year, both pre and post the Azure transaction completion in May 2024, and does not reflect pro-rata spend based on Afentra's current working interests.

<sup>5</sup> Number reflects Afentra's working interest in Block 3/05 & Block 3/05A.

## AFENTRA PLC

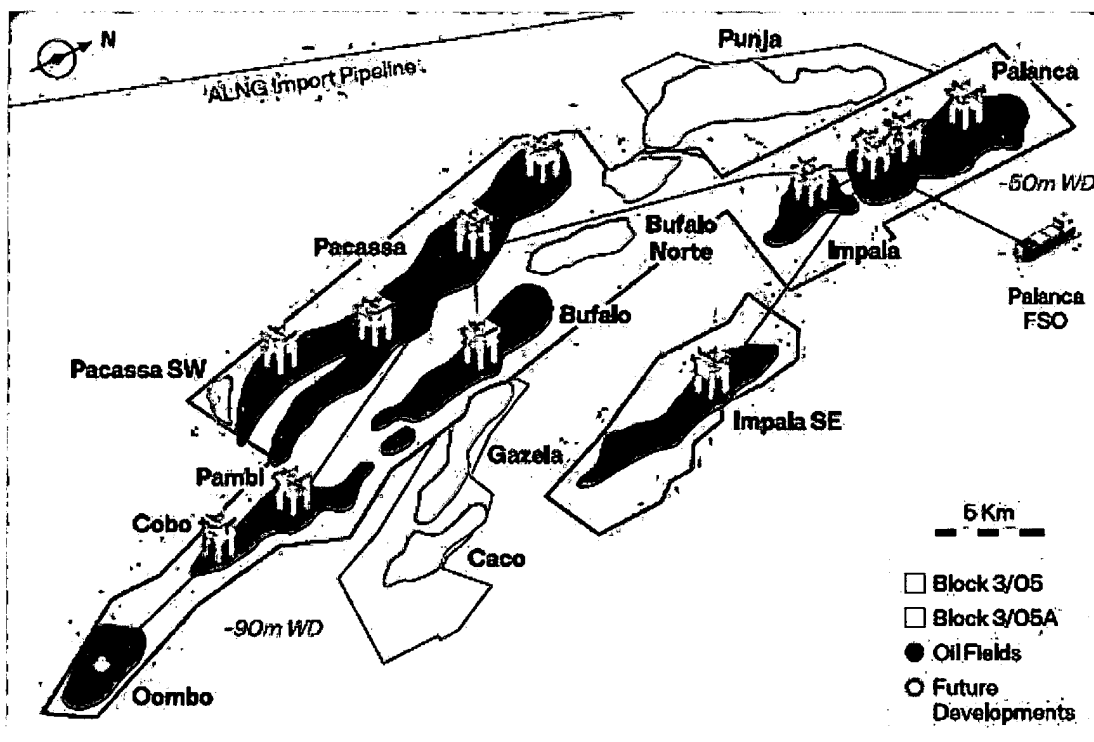
### YEAR ENDED 31 DECEMBER 2024

#### Continued focus on enhancing asset value

Based on the success of the 2023 and 2024 Block 3/05 LWI program, coupled with the infrastructure upgrades resulting in increased water injection rates, a further 40 LWIs are planned during 2025. Going forward heavy workovers, artificial lift solutions, infill drilling, development of appraised discoveries and near-field exploration will provide the opportunity to potentially more than double production in the medium term.

Our enlarged Angolan asset base, both offshore and onshore, means that Afentra is well-positioned for long-term growth. Our commitment to Angola, demonstrated through strategic investments, collaborative partnerships, and a focus on sustainable development, ensures we are not only maximising value for our shareholders but also contributing to the economic and social well-being of the country. We look forward to continuing our journey in Angola, unlocking its vast potential and delivering lasting benefits for all stakeholders.

### Angola Asset Summary – Block 3/05



Offshore, Angola, Afentra has a 30% non-operated interest in the producing Block 3/05 and a 21.33% non-operated interest in the adjacent development Block 3/05A. The mid-life fields that reside within the Block 3/05 licence together represent a significant underdeveloped asset with substantial potential to replace reserves, increase production and reduce emissions.

#### World-class shallow water assets with significant upside potential

Situated 37 km offshore Angola in 40-100 metres water depth, Block 3/05 comprises a portfolio of eight mid-life producing fields: - Palanca, Impala, Impala SE, Bufalo, Pacassa, Pambi,

## **AFENTRA PLC**

### **YEAR ENDED 31 DECEMBER 2024**

Cobo, and Oomba. Spanning an area of around 40km by 15km, the licence contains extensive field infrastructure with 157 wells (currently 45 producing and 17 injecting water) and 17 installations, including the Palanca floating storage and offloading (FSO) vessel for oil export.

The fields, which produce from the prolific fractured Albian Pinda carbonate reservoir section, were discovered by Elf Petroleum (now TotalEnergies) in the early 1980s. They were developed using fixed platforms with oil production commencing in 1985. Earlier in the field life waterflooding was successfully implemented to enhance recovery, lowering uncertainty and supporting production forecasts for the assets. Since assuming Operatorship in 2005, Sonangol has concentrated on sustaining production through workovers and asset integrity maintenance.

#### **JV aligned on field life extension and optimisation approach**

The JV partnership on Block 3/05 and Block 3/05A are aligned on making data-driven decisions on field optimisation, using proven techniques and technology in a phased approach to cost-effectively upgrade the facilities, increase production, reduce emissions, and unlock the significant potential of these mid-life assets.

The extension of the licence to 2040 and improved fiscal terms, received during 2023, has unlocked investment in Life Extension (LIFEX) activities including increasing production. This includes facility upgrades, production optimisation activities through LWI techniques, and going forward plans are being progressed for subsurface optimisation with rig activities, and the development of surrounding discoveries. The upgrades to the asset integrity of the existing infrastructure will facilitate their use in the development of the numerous discoveries surrounding the existing producing fields.

#### **Early field optimisation and life extension activities demonstrating upside field potential**

We were pleased to report that in 2024 field production from Block 3/05 and Block 3/05A increased by 5% to an average of 21,111 bopd. This is the second year of consecutive production growth. Strong operational performance post-shutdown positively impacted production and water injection rates: Gross average oil production from only Block 3/05 reached an average of 23,133 bopd (net: 6940 bopd) in December 2024.

The material uplift in production by the end of 2024, and the reserve replacement of 140% (since June 2023) announced post-period end can be attributed to the impact over the 18-month period of the LWI's and increased water injection coupled with material progress on facility recovery to process higher levels of production.

#### **ESG embedded into our activities**

Working closely with our JV partners, we aim to balance the socioeconomic benefits that come from production while lowering the environmental impact through targeted initiatives. The 2024 planned maintenance shutdown allowed for the installation of gas metering which will allow a baseline understanding of flare rates, composition and resulting emissions. The data from these new meters will inform the development of a holistic gas management plan to lower emissions through reduced flaring and through utilisation of gas for export.

# AFENTRA PLC

## YEAR ENDED 31 DECEMBER 2024

### Block 3/05 non-operated interest

Block 3/05 is operated by Sonangol through a JV partnership under a PSA. In 2023, the Block 3/05 PSA was extended to 2040 with enhanced fiscal terms.

Company	Interest
Sonangol (Operator)	36%
Afentra	30%
M&P	20%
Etu Energias	10%
NIS Naftagas	4%

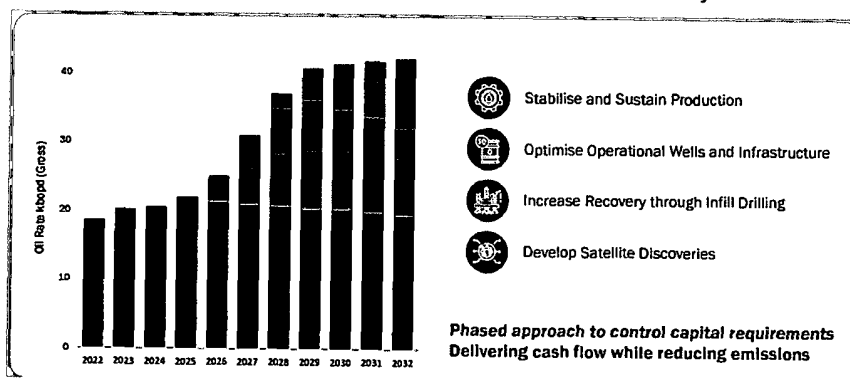
### Block 3/05 Work Program

Key achievements on the fields during the year have included achieving zero Lost Time Incidents (LTIs) in 2024 and maintaining the same 87% facilities uptime as in 2023. The JV is making near-term investments with targeted life extension activities, taking a long-term strategic approach to investing in the field to deliver growth and value into the 2030s and beyond.

#### Futureproofing infrastructure to increase production and reduce emissions

During 2024 the JV commenced a 3-year asset redevelopment plan to extend the field life, optimise and increase production, and reduce GHG emissions, this included the recertification of the Palanca FSO. The recertification of the vessel will lead to no dry dock before 2030. These efforts align with the extended licence for Block 3/05, which now runs through to 2040. Key infrastructure upgrades included enhancements to compressors, power generation systems, and flowlines.

Afentra and the JV are fully aligned on taking a phased and targeted approach to life extension capital expenditure. This has started with stabilising and sustaining current production, optimising the existing well stock, and will ultimately lead to the next stage of future development through infill drilling and tie-backs of nearby satellite fields.



#### Stabilise and Sustain Production

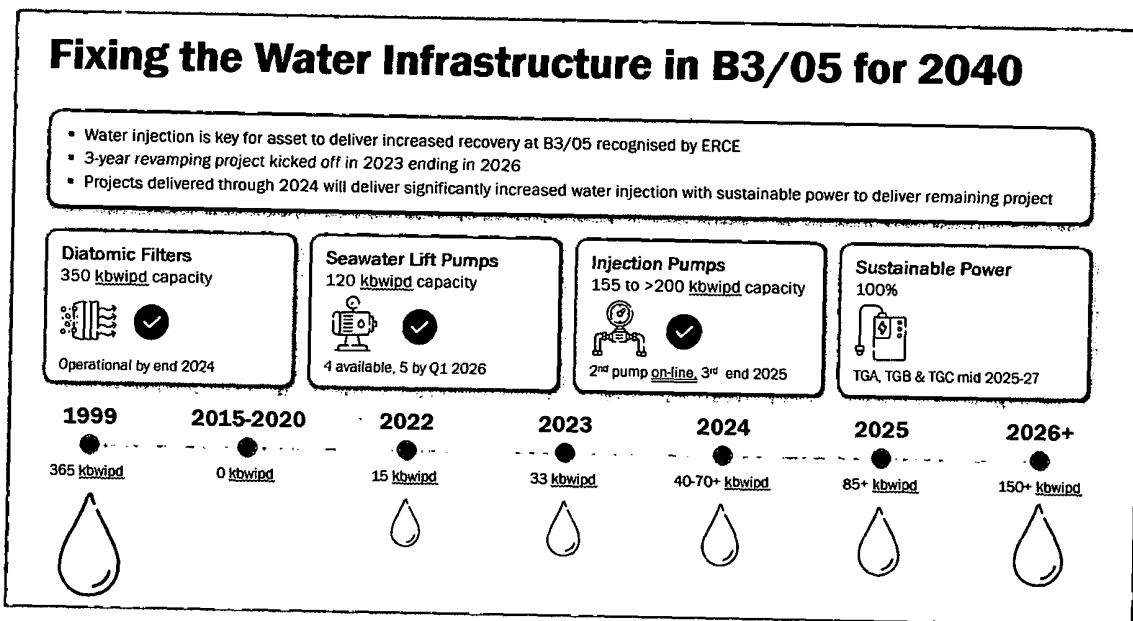
The "Stabilise and Sustain" programme, which included the planned 21-day maintenance shutdown in October 2024 focused on four key areas: asset integrity, water management, power systems and gas metering. By upgrading these key areas, we are laying the groundwork for production to increase and a reduction in emissions.

# AFENTRA PLC

## YEAR ENDED 31 DECEMBER 2024

### Ramping up water injection

For the JV, achieving higher and more stable injection rates is a key objective, as it will continue to positively impact oil production in the medium term as production rates respond to reservoir pressure increases. During 2024, there was a significant investment in water injection upgrades across the fields with new filters, pumps and meters installed. The implemented upgrades have resulted in an immediate performance improvement, with year-end injection rates at up to 80,000 bwpd. The fields now have significantly higher injection capacity compared to 2022, and the field is now prepared for a planned injection rate ramp-up in 2025 to above 100,000 bwpd using two pumps with a third scheduled to come online later in 2025 resulting in up to 150,000 bwpd of available capacity. Post-period end water injection rates have exceeded 100,000 bwpd.



### Light Well Interventions

The LWI campaign carried out during 2024, in continuation of the program that commenced in 2023, involved successfully re-entering 40 wells to carry out matrix and tubing washes, perform water shut offs and re-perforations. The LWIs have continued to demonstrate the benefits and potential of low cost well interventions on these fields with an average gain of around 130 bopd per intervention and with an average payback of less than six weeks.

Gas lift optimisation was carried out in 2024, with seven well improvements and the focus has now shifted to gas compression and further optimisation of the intra-field gas network. Gas meters have also now been installed on the flares, providing accurate measurement and an accurate baseline to measure emission reductions.

### Holistic asset gas management

In 2024, significant progress was made in implementing the holistic gas management plan which aims to lower emissions by reducing flaring, mitigating fugitive emissions and looking at gas export options. Three factors are contributing to reduced gas flaring and emissions: increased water injection will lower the GOR, a recent drone survey conducted late 2023 has

## **AFENTRA PLC**

### **YEAR ENDED 31 DECEMBER 2024**

informed a fugitive emissions mitigation strategy, and new gas meters will enable more accurate emissions monitoring and the development of gas export plans.

#### **Shift to gas and network optimisation, heavy workovers and drilling for 2025-2027**

Looking ahead, the focus is shifting to gas compression and network optimisation in 2025, a heavy workover program, and preparing for rig-related life extension activities in 2026. In 2024 there was also investment in long lead items to enable future rig related activity.

Collaborative JV workshops have identified a series of low cost and low risk workovers from the extensive inventory of wells currently offline. Initial focus for heavy workovers will be on the Palanca and Impala fields where a number of well reactivation and ESP opportunities have been selected for high grading. Here there is a significant oil in place which is not being effectively accessed and recovered.

There is a significant opportunity to increase production through infill drilling, with no infill wells drilled for over 10 years, and over 20 targets identified. Strong candidates are wells with lower GOR such as at Pacassa SW or infield wells where existing infrastructure can be used to rapidly bring them onto production. The JV partners are working collaboratively through the selection of infill candidates from Pacassa, Palanca, Impala SE, Buffalo, Cobo, Pambi and Impala fields, with an initial phase of drilling planned to start in 2026, with new infill wells potentially adding 500-2000 bopd of production per well.

#### **Near-field Developments and Exploration**

Near-field exploration and development within both Block 3/05 and 3/05A offer significant opportunities to increase oil production further, with the potential for discoveries to hold over 300 mmbo (3/05A) and 100-200 mmbo (3/05). Satellite discoveries have the potential to deliver up to 10,000 bopd through phased development.

#### **Case Study: Afentra and JV technical collaboration drive early production gains from LWIs**

Since 2022, Afentra's technical team has been working collaboratively with the JV partnership to advance production optimisation projects as well as longer term planning for field extension and further infield development activities.

Before joining the licence, our technical team identified the potential for low-cost light well intervention (LWI) workovers to rapidly boost production. Evaluating available wireline log data, historical well completion data, and production history, the team has worked together with the Operator and JV partners to identify and rank LWI candidates.

Through interactive workshops in Luanda, Afentra has facilitated strong collaboration with Sonangol and the JV partners, leveraging our team's extensive geoscience and well engineering experience to develop detailed technical proposals. The proposals encompass a range of intervention options, including acid washes, matrix washes, gas lift valve change-outs, and reperforations to restimulate intervals and to access previously untapped oil zones.

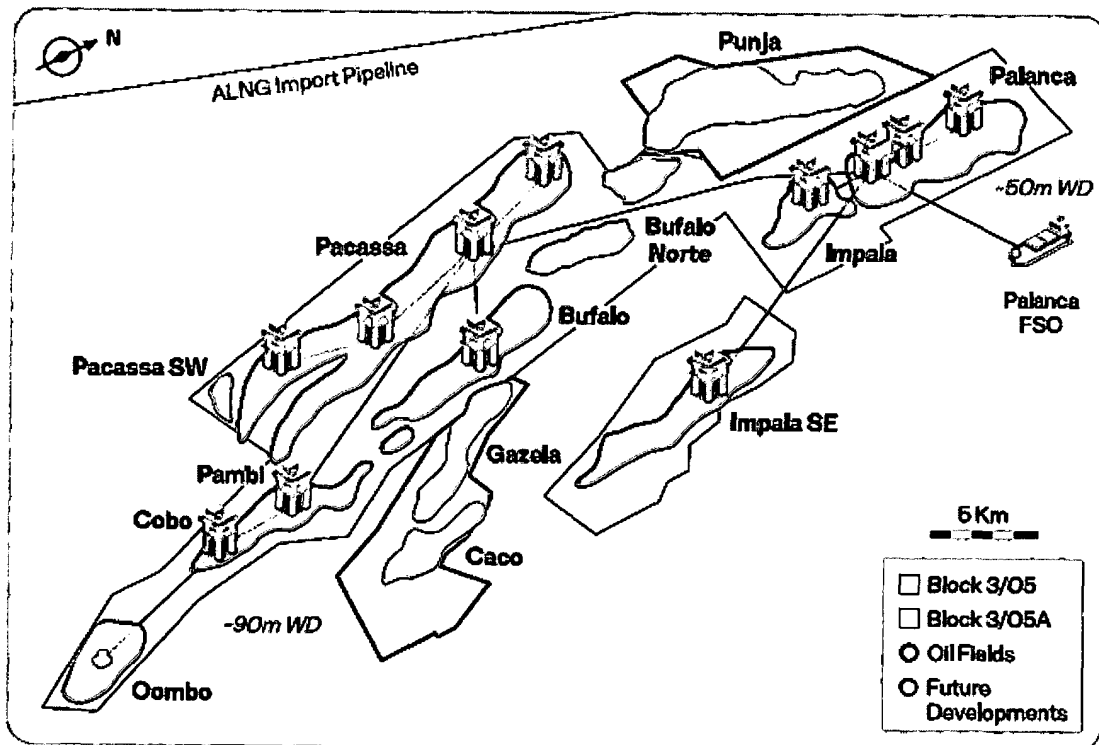
The LWI program has yielded impressive results. In 2023, interventions delivered an additional 4,000 bopd, followed by an additional 2,000 bopd in 2024. These early successes will inform and drive continued LWI programs in subsequent years.

Furthermore, the JV's collaborative efforts have increased the number of active production wells from 42 to 45 and injection wells from 15 to 17, demonstrating a joint commitment to optimising field performance and maximising the value of the asset. With 95 inactive wells remaining, the potential for future interventions remains substantial.

# AFENTRA PLC

YEAR ENDED 31 DECEMBER 2024

## Block 3/05A



### Significant low cost near-field development potential

Adjacent to Block 3/05, Block 3/05A houses the undeveloped Punja, Caco and Gazela discoveries with an estimated in-place resource of 300 million barrels. Afentra estimates gross 2C recoverable resources at 33 million barrels.

The Gazela field, commenced production in 2015, with approximately 2.4 mbo recovered prior to a wellbore shutdown in 2017. Production was restored in March 2023 with the Gazela-101 well averaging around 1,248 bopd gross during 2024. This extended production test is helping to establish the long-term resource potential and appropriate development strategy. Subsurface mapping has been completed on the Caco and Gazela fault compartments to identify future potential production or injection wells. These will now be ranked alongside other rig related opportunities for selection in the potential 2026 / 2027 drilling campaign.

### Development concepts actively being progressed

Given the high gas oil ratio of the Punja field reservoirs, an integrated gas management plan across both Blocks 3/05A and 3/05 is essential to optimise the responsible development of these oil and gas resources. In line with our stated environmental commitments, all alternatives to flaring excess gas from additional developments will be evaluated with the JV before proceeding to sanction future projects. There are a number of zero routine flaring options that will be evaluated, including commercial export of excess gas via the ALNG

## **AFENTRA PLC**

### **YEAR ENDED 31 DECEMBER 2024**

network which is located in close proximity to existing infrastructure or gas injection into existing fields. Both options will require review and a potential upgrade of the existing compression infrastructure.

The JV partnership will be progressing the next steps to both Punja and Caco-Gazela in a phased approach to gain appraisal data, reduce uncertainty and generate cash flow through monetising early production. A number of development concepts will be screened and ranked in order to reach an optimised FID in the near term.

The Block 3/05A PSA expires in 2035, having commenced in 2015 and could be extended if production is still ongoing. The Punja undeveloped discovery received marginal field terms in 2024 enhancing the commercial value of this block. Block 3/05A is operated through a JV partnership, the post deal interests are:

#### **Block 3/05A non-operated interest**

Block 3/05A is operated by Sonangol through a JV partnership under a PSA.

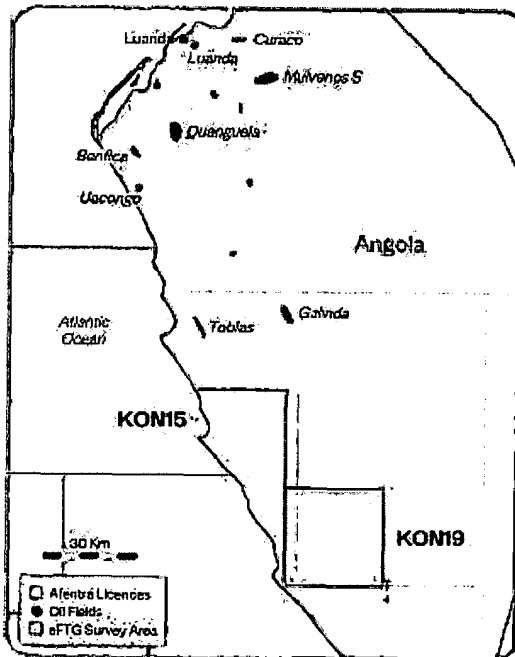
<b>Company</b>	<b>Interest</b>
Sonangol (Operator)	33.33%
M&P	26.67%
<b>Afentra</b>	21.33%
Etu Energias	13.33%
NIS Naftagas	5.33%

## **Onshore Angola**

**Blocks KON15 and KON19 (awarded post-period end) offer low-cost near-term exploration potential**

# AFENTRA PLC

YEAR ENDED 31 DECEMBER 2024



Onshore Angola, Afentra was awarded a 45% non-operated interest in both KON19 in July 2024, and post-period end a 45% non-operated interest in KON15. Both licences are in the proven yet under-explored onshore Kwanza basin. Entry into this basin, where 11 oilfields have been discovered, offers a value driven strategic opportunity for near-term and low-cost exploration in a proven basin by applying fresh ideas and modern concepts to an area where no new technology has been applied for 40 years.

KON15 and KON19 are located adjacent to the legacy Tobias and Galinda oil fields and offer significant potential within Angola's prospective post-salt and pre-salt formations. Leveraging existing data, these blocks can be quickly explored and appraised, potentially leading to rapid development and production. These licences will expand Afentra's footprint in this attractive Angolan market by diversifying our portfolio which is principally focused on low cost, long-life stable production and low-risk development assets.

## Under-explored proven hydrocarbon basin

The onshore Kwanza basin covers 25,000 km<sup>2</sup> and is an underexplored, over-looked proven hydrocarbon basin that has numerous oil fields and discoveries dating back to 1955. The basin produced over 15,000 bopd in the 1960's and 1970's from post-salt traps. Onshore activity declined and ceased during the instability of the Angolan civil war after which the focus was offshore oil and gas field development.

Both KON15 and KON19 blocks were high graded by Afentra in 2023 as they have good signs of a working petroleum system and contain wells that were drilled on salt structures with light oil recovered to surface in one and oil shows in others from post and pre-salt reservoirs. We continue to evaluate additional opportunities utilising technologies and techniques that the team have successfully deployed in other regions of Africa.

## AFENTRA PLC

### YEAR ENDED 31 DECEMBER 2024

For example, although the full work program is yet to be finalised, the initial phase of a basin-wide enhanced Full Tensor Gravity Gradiometry (eFTG) survey, launched in August 2024, has been completed for KON19, with the remaining KON15 phase being completed in 2025. This advanced eFTG technology will facilitate a more comprehensive subsurface analysis of the 25,000km<sup>2</sup> onshore basin, a largely unexplored region in recent decades and identify prospective regions.

#### Block KON15

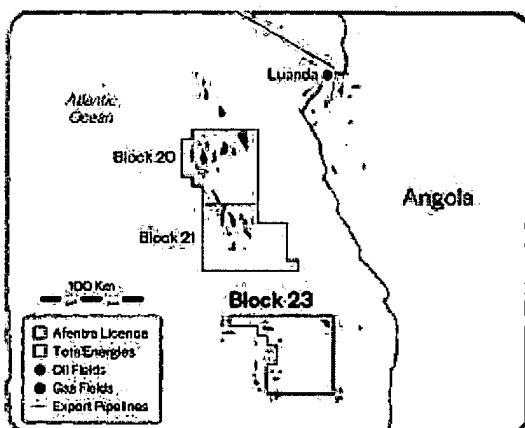
Company	Interest
Sonangol P&P (Operator)	55%
Afentra	45%

#### Block KON19

Company	Interest
ACREP (Operator)	45%
Afentra	45%
Enagol	10%

## Angola - Somaliland

### Angola, Block 23



Afentra also holds a 40% non-operated interest in Block 23, a deepwater exploration licence with a proven hydrocarbon potential and no outstanding work commitment. In 2024 the new Operator Namcor was announced.

Block 23 is a 5,000 km<sup>2</sup> exploration and appraisal block located in the offshore section of the Kwanza basin in water depths ranging from 600 to 1,600 meters, with a proven working petroleum system, and is in proximity to TotalEnergies Kaminho future deepwater development. Whilst this large block is covered by modern 2D and 3D seismic data sets, with no outstanding work commitments remaining, much of the block remains under-explored.

# AFENTRA PLC

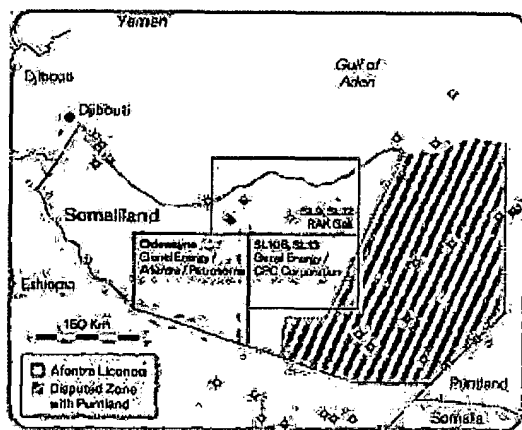
## YEAR ENDED 31 DECEMBER 2024

### Block 23 non-operated interests

Company	Interest
Namcor (Operator) 1	40%
Afentra	40%
Sonangol	20%

1 Awaiting completion of transaction

### Somaliland -Odewayne Block



Afentra also has a 34% carried interest in the onshore Odewayne Block onshore southwestern Somaliland. The Block is an unexplored frontier acreage position covering 22,840km<sup>2</sup> offering the opportunity to explore an undrilled onshore rift basin in Africa.

## Angola Country Manager

In 2024, Afentra opened an office in Luanda and appointed Katila Tati, an experienced industry professional and Angolan national, as Country Manager. In the following interview, Katila discusses the significance of establishing a physical in-country presence and the positive actions being taken by the Angolan authorities to encourage investment into the upstream industry.

### 1.Can you please tell us about yourself and your professional experience?

I am a legal and energy professional with nearly 20 years of experience in the oil and gas industry, holding key leadership roles throughout my career. I hold an LLM in International Maritime Law and have developed expertise across legal, operational, and strategic functions.

My career began as a Junior Lawyer at Miranda Law Firm, specialising in Angolan legislation for oil and gas companies. I later transitioned to AAA Insurance Company, and as Chief of the Energy Unit, I gained valuable insights into both upstream and downstream petroleum

## AFENTRA PLC

### YEAR ENDED 31 DECEMBER 2024

activities. I managed energy insurance portfolios for major Operators such as Chevron, Eni, and Total, while also collaborating with Angola's National Insurance Institute to support regulatory compliance and supervision.

At Tullow Angola B.V., I served as Administrative Manager and later acted as Deputy Country Manager, where I was responsible for ensuring compliance with Production Sharing Agreement (PSA) obligations and strengthening industry partnerships. I played a pivotal role in high-level management decisions, collaborated on procurement processes with national oil and service companies, and developed a strong network within Angola's oil industry. This experience deepened my understanding of operational strategies and reinforced my ability to deliver value in complex environments. I then supported Tullow PLC, UK as an advisor for new business ventures, focusing on potential oil and gas projects in Angola.

When Afentra PLC was established, I took on the role of Upstream Advisor for Angola, supporting the company's entry into the Angolan market. In this capacity, I contributed to Afentra's successful positioning as a newcomer and its acquisition of interests in Block 3/05 and 3/05A.

Now, as **Afentra's Country Manager**, I leverage my experience to support the company's growth and commitment to responsible asset management in Angola.

#### **2. Tell us about your role, and how does your appointment signify Afentra's commitment to Angola?**

As **Country Manager**, I am responsible for direct engagement with regulators, partners, and stakeholders, ensuring that Afentra aligns its operations with Angola's national priorities. Having local leadership in place allows us to build strong relationships, raise Afentra's profile, and demonstrate our **long-term commitment** to the country.

My appointment underscores Afentra's confidence in Angola and its commitment to the country's oil and gas sector. By establishing a physical presence and appointing an experienced country manager, Afentra demonstrates its intent to foster trust and collaboration, contributing to the responsible management of assets such as Block 3/05, 3/05A, and support the value potential in Block KON15 and KON19.

#### **3. In your view, what makes Angola an attractive investment destination for O&G companies, and what role can independents like Afentra play?**

Angola has established itself as a prime investment destination due to its proactive government policies, stable fiscal environment, and commitment to growing production. The Decree 91/18 and similar reforms provide clear guidelines and frameworks for responsible oil and gas asset management, making Angola attractive for long-term investments.

Independents like Afentra play a vital role in this landscape. By focusing on mature assets, Afentra leverages its expertise to optimise production and extend asset life responsibly. In Blocks 3/05 and 3/05A, for example, together with our partners, we are working to maximise value for all stakeholders while maintaining operational efficiency. Independents bring the agility and focus needed to revitalise existing resources, supporting Angola's energy goals. Beyond our successful involvement in Blocks 3/05 and 3/05A, Afentra is also actively exploring opportunities in KON15 and KON19, which hold significant potential for further development.

## AFENTRA PLC

### YEAR ENDED 31 DECEMBER 2024

#### 4. How is Afentra contributing to the country's socioeconomic development while reducing environmental impact?

Afentra is committed to balancing economic development with environmental responsibility. We promote operational efficiency to ensure Angola benefits from its hydrocarbon resources while actively reducing emissions and minimising environmental impact.

Recognising the importance of the energy transition, Afentra is focused on responsibly managing mature assets while exploring opportunities to align with global efforts toward a lower-carbon future. This includes promoting operational practices that reduce carbon intensity and support cleaner energy solutions where possible.

We prioritise local employment, capacity-building, and knowledge transfer to empower Angolan professionals. Additionally, we are developing a community engagement strategy to support socioeconomic priorities, including education, training, and infrastructure development.

Our approach balances economic growth, environmental stewardship, and energy transition goals to deliver sustainable and long-term benefits for Afentra and its stakeholders.

#### 5. How do you see the role of women in a sector that has traditionally been male-dominated?

Women are increasingly breaking barriers and taking on leadership roles in the oil and gas sector, all while balancing their family responsibilities. By bringing diverse perspectives, innovation, and resilience, women are driving positive change and helping the industry tackle complex challenges. Over my years of experience in this industry, I have witnessed first hand the unique value that women contribute through their perspective, strength, and creativity.

Empowering women through leadership opportunities and mentorship is essential to fostering inclusive environments where talent can thrive. I'm proud to work for a company that values diversity and I hope to inspire more women to pursue careers in oil and gas by demonstrating that leadership and capability transcend gender.

#### 6. What is your outlook for Afentra and the potential for growth in Angola and West Africa?

Afentra has a highly promising outlook in Angola and across West Africa. Angola offers significant opportunities for growth, particularly through optimising producing assets, where we are focused on delivering operational efficiency and maximising asset performance. Additionally, our interest in exploration opportunities such as **KON15** (awarded post period) and **KON19** reflects our commitment to identifying and unlocking further value in Angola's oil and gas sector.

Beyond Angola, West Africa remains a key region with substantial untapped potential. Afentra's experienced team, combined with our reputation as a **credible and responsible partner**, positions us well to pursue further opportunities. We are dedicated to creating long-term value by responsibly managing assets, supporting production growth, and contributing to the socioeconomic development of the regions in which we operate.

With Angola as a cornerstone of our growth strategy, Afentra is well placed to expand its portfolio and play a pivotal role in delivering sustainable and efficient energy solutions across West Africa.

## **AFENTRA PLC**

**YEAR ENDED 31 DECEMBER 2024**

### **Sustainability**

Our mission is to be the trusted partner of both IOCs and host governments in the responsible transition of legacy assets. Through a focused and innovative approach, we tap into the potential of these assets by applying efficient operating practices and smart commercial arrangements. In doing so, we create value while reducing carbon emissions, protecting the environment, promoting employment opportunities, and contributing to socio-economic development in the communities where we operate.

This sustainability review is shaped by Afentra's ongoing dialogue with both internal and external stakeholders and informed by internationally recognised frameworks, including the Global Reporting Initiative (GRI), Sustainability Accounting Standards Board (SASB), and Task Force on Climate-related Financial Disclosures (TCFD).

#### **Embedding ESG across our activities**

Afentra remains committed to supporting a just energy transition. This involves balancing socio-economic development with emissions reductions and supporting the transition to renewable and low-carbon energy sources. Our production assets in Angola, operated by Sonangol, reflect this commitment, as we work alongside our partners to help create a skilled and diverse upstream industry that delivers meaningful socio-economic benefits.

ESG matters are integrated into our M&A and project development screening criteria. This practice remains a cornerstone of our acquisition strategy, ensuring social, environmental, health and safety, and climate-related factors are assessed in combination with technical and commercial matters.

Working closely with our JV partners, we aim to reduce the environmental footprint of our operations while enhancing our ESG credentials through efficient energy use. As part of our redevelopment work on Block 3/05 with Sonangol, significant progress is being made in re-instating and upgrading the water re-injection systems, which is improving operational performance. Water injection rates exceeded 80,000 barrels of water injected per day (bwpd) in December 2024 following the system upgrades, marking a significant improvement and supporting effective GOR management.

#### **Sustainability framework**

Sustainability in the oil and gas industry requires a comprehensive approach that integrates ESG considerations with long-term business viability. Building upon the insights gained through our material issues review, Afentra's sustainability strategy is guided by the IPIECA (International Petroleum Industry Environmental Conservation Association) reporting guidance and aligned with the United Nations Sustainable Development Goals (SDGs).

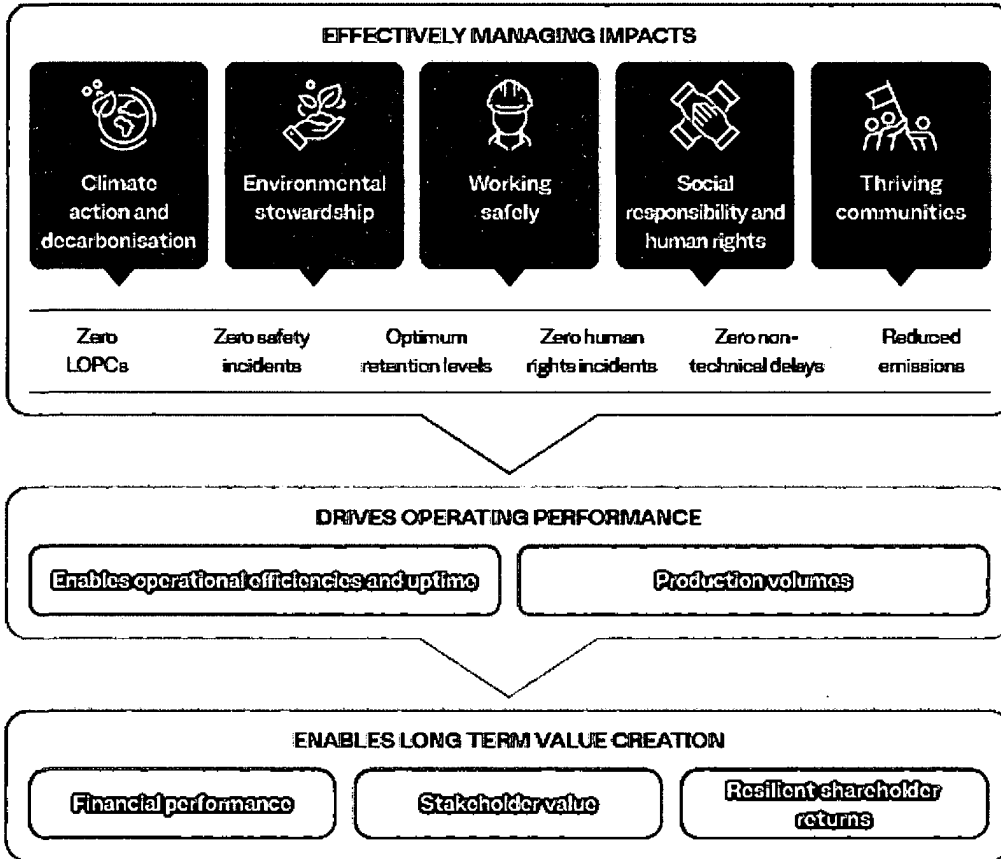
This framework is designed to address the key topics identified in our internal materiality work, ensuring that our sustainability efforts focus on areas of highest impact and importance. By integrating these priorities into our operations, we are better equipped to manage environmental, social, and governance risks while advancing initiatives that deliver measurable improvements.

Our integrated approach supports operational efficiencies, maximises uptime, and enhances production. Together, these efforts drive stronger revenues and financial performance,

# AFENTRA PLC

## YEAR ENDED 31 DECEMBER 2024

aligning our business strategy with long-term value creation for our shareholders coupled with a positive impact on the environment and society.



### Working safely

At Afentra, we believe that ensuring the health, safety and security of employees, contractors and local communities is at the heart of our business. We are committed to the safety of our people and stakeholders, by setting clear expectations, maintaining standards and creating a culture of continuous improvement.

### Safety milestones

2024 marked a year of continued safety achievements. The assets continued to deliver 1,830 Lost Time Incident (LTI)-free days, a milestone that reflects an unwavering commitment to the safety of the workforce and contractors. Notably, there were no major safety incidents during the planned full field shutdown, despite the increased offshore activity associated with extensive maintenance and upgrade projects. This success underscores the robustness of the existing safety management systems and the vigilance of the teams in maintaining high safety standards under challenging conditions.

To further enhance safety oversight, the Operator scaled up management safety visits to 28 in 2024, with plans to increase this to over 30 in 2025. Each visit focuses on specific safety topics to reinforce best practices and drive continuous improvement. Additionally, safety training hours exceeded 2,800 for the year, supporting the growing offshore workforce, and

## **AFENTRA PLC**

### **YEAR ENDED 31 DECEMBER 2024**

more than 170 emergency drills were conducted to ensure operational preparedness. As a non-operated partner Afentra closely monitors health and safety statistics and raises items where we have concern or require clarification.

Planning is also underway for an upgrade to the STOP card reporting system in 2025, with vendor selection currently under review. This initiative aims to enhance hazard reporting and strengthen proactive risk management efforts.

#### *Cybersecurity and data privacy*

In an increasingly digital world, protecting our data and systems is essential to maintaining the trust of our stakeholders. In 2024, we focused on strengthening our IT security and staff awareness as the Company continues to grow. All employees were given security training and phishing awareness programs to enhance vigilance against emerging cyber threats.

To bolster email security, we implemented measures to protect against spoofing and phishing attacks, achieving a high level of email security compliance by the end of the year.

Afentra also took steps to improve data protection and security across its digital platforms, raising its security performance through enhanced identity management, multi-factor authentication, and access controls. These measures align with industry standards and ensure robust protection of sensitive information.

Additionally, physical IT security was improved with the installation of access control systems for critical infrastructure, further enhancing the security of our operational systems. These initiatives underpin our continued commitment to safeguarding data, systems, and overall operational integrity.

#### **Environmental stewardship**

Afentra is committed to minimising the environmental footprint of its operations by prioritising responsible resource management, biodiversity protection, and pollution prevention. Acknowledging the potential environmental impacts associated with oil and gas activities, we strive to implement robust environmental management practices that support responsible operations.

Prepared in accordance with the Equator Principles (2019) and the IFC's Performance Standards on Environmental and Social Sustainability (2012), the purpose of the report was to conduct a preliminary assessment of the environmental and social risks associated with Sonangol's upstream oil and gas operations.

#### *Asset integrity*

In October 2024, the asset completed a planned 3-week maintenance shutdown enabling maintenance and upgrades across all platforms and infrastructure to improve field performance. This included installation and commissioning of a new gas flare meter, to enable an accurate baseline emissions profile. The remaining flare meters (4) will be installed and commissioned throughout 2025.

Routine maintenance at the Palanca Floating Storage and Offloading (FSO) unit was also carried out as planned, as part of the broader upgrade programme designed to enhance the safety and longevity of Block 3/05 facilities. The recertification of the vessel which is scheduled to close out in May 2025 will result in no requirement to dry dock the vessel before 2030. These efforts align with the extended licence for Block 3/05, which now runs through to 2040.

## **AFENTRA PLC**

### **YEAR ENDED 31 DECEMBER 2024**

Key infrastructure upgrades included enhancements to compressors, power generation systems, and flowlines.

Another key project in 2024 focused on facilities revamping which began in Q4 2024 and will continue through to the end of 2026. It started in the Cobo sector and will progress to Palanca, with work concluding in Pacassa. The scope of the project has been defined through detailed third-party survey reports covering all secondary structural elements on platforms, process vessels and flowlines in all sectors. The revamping work aims to fully restore the integrity of assets affected by corrosion, securing them for the remaining operational cycle. To support the work, a second barge will be mobilised in Q2 2025 to assist with logistics and manpower ramp-up.

#### *Water management*

In 2024, effective water resource management remained a key element of our environmental stewardship efforts. Investments in reducing Oil in Water (OIW) content were prioritised, with a dedicated project to meet stringent regulatory targets. The OIW content during 2024 was measured at 29ppm, in line with regulatory limits but with opportunities for further improvement. Enhanced fluid offtake rates tested the limits of the existing produced water treatment system, prompting a review of OIW metrics and system capacity.

As a result, a refurbishment project to upgrade the Produced Water Treatment System (PWTS) was approved and initiated. The Front-End Engineering Design (FEED) and detailed engineering work for the upgrade were completed, with installation and commissioning targeted for H2 2025. In preparation, deck works on the Cobo platform were completed to accommodate new vessels. The objective of the upgrade is to achieve an OIW target of 15-20ppm while handling higher produced water rates, ensuring compliance well within the regulatory metric.

#### **Social responsibility and human rights**

We seek to draw on the talent of all our people and external stakeholders recognising that a diverse range of backgrounds and experiences are fundamental to delivering value for all investor and stakeholders.

#### *Workforce practices and team diversity*

Afentra are an equal opportunities employer. We understand the benefits of a diverse workplace and follow applicable employment laws. Our approach to workforce practices is proportionate to our business size, with an exclusively office-based team. Building on progress from previous years, our team has grown further, reflecting our commitment to attracting top talent to support our business ambitions. We have maintained a workforce that embodies a broad range of nationalities, experiences, and skills, and by the end of the year, 40% of our team were women, with female representation at the Senior Management level maintained at 33%.

*In 2024, Afentra had eight nationalities represented among our core staff.*

Our emphasis on employee satisfaction and wellbeing continued in 2024, with initiatives designed to support the professional and personal development of our people. Training and development programmes were expanded to drive operational excellence, further equipping our workforce to meet the challenges and opportunities ahead.

## AFENTRA PLC

### YEAR ENDED 31 DECEMBER 2024

#### *Engagement and collaboration*

Knowledge sharing and collaboration remained central themes throughout 2024, as we invested in initiatives to strengthen local capabilities in Angola. By sharing expertise and resources, we aim to build long-term value for both our organisation and the communities we engage with.

The appointment of a new Country Manager in Luanda was a significant step towards deepening our local presence and reinforcing our commitment to creating employment opportunities in Angola. This decision aligns with our goal of advancing engagement and understanding within the communities where we operate.

#### *Code of ethics*

2024 was another year of strong governance practices at Afentra, underscored by the update of our Code of Ethics and Business Conduct (Code). This revised Code reinforces our Guiding Principles and sets clear expectations for ethical behaviour across all aspects of our operations. Our commitment to a zero-tolerance approach to Anti-Bribery and Corruption (ABC) was evident, with 100% completion of ABC training modules by all employees and contractors in 2023, a standard we carried forward into 2024.

#### **Climate action and decarbonisation**

##### *A collaborative approach*

Afentra is committed to integrating climate considerations into its strategic decisions and working closely with partners to support decarbonisation efforts. While Afentra holds non-operated interests in the Block 3/05 and Block 3/05A assets, we work with Sonangol, the Operator, to explore emissions reduction opportunities and improve environmental performance.

In this discussion, Claire McFerran, Geoscience & Sustainability Lead at Afentra, reflects on the shared challenges and opportunities in reducing emissions and enhancing sustainability across the assets.

#### **Afentra has been vocal about the importance of responsible operatorship. Given that you are a non-operating partner, how do you influence emissions reduction efforts on the asset?**

While we don't have direct control over operations, we actively engage with Sonangol and other partners to advocate for sustainable improvements. This includes sharing best practices, supporting emissions reduction initiatives, and providing technical insights based on our experience. One of our key contributions has been around strengthening emissions data accuracy, which is essential for setting meaningful reduction targets. We've been working closely with the Operator to improve metering and monitoring systems, ensuring a data-driven approach to emissions management. In fact, throughout 2024, I've conducted five visits to Luanda to meet with stakeholders, reinforcing our commitment to collaboration on these initiatives. These visits have allowed us to engage directly in discussions about improving flare efficiency and introducing better flare monitoring systems, which are critical first steps.

## **AFENTRA PLC**

### **YEAR ENDED 31 DECEMBER 2024**

#### **What are the biggest challenges in implementing emissions reduction initiatives, and how is Afentra working with Sonangol to overcome them?**

One of the biggest challenges is balancing emissions reduction with operational and economic realities. Infrastructure upgrades, such as improved gas handling, require significant capital investment and careful planning to ensure they align with the long-term viability of the asset. It's crucial to take a phased approach to implementation, starting with practical steps like improving flare monitoring and increasing flare efficiency, which are both cost-effective and impactful in the short term. Our role is to work alongside Operators to assess feasibility, provide technical support, and explore potential solutions that optimise both environmental and financial performance. For example, we've supported the Light Detection and Ranging (LiDAR) survey to establish a baseline for fugitive emissions, which is a vital step in developing long-term emissions reduction strategies.

#### **Given the long-term nature of climate risks, how are you ensuring that emissions reduction remains a priority beyond short-term initiatives?**

A structured, long-term decarbonisation roadmap is key. We're working with Sonangol and other stakeholders to ensure that emissions reduction is embedded in future planning, not just as a one-off initiative. This means focusing on continuous progress and ensuring that we take an informed, data-driven approach to emissions management. By strengthening data reporting, tracking progress against clear targets, and aligning with industry best practices, we can sustain momentum toward meaningful reductions over time. Emissions reduction isn't seen as a separate challenge but integrated into the operational strategy, which is vital for long-term sustainability. Through these efforts, we aim to ensure that the assets are not only efficient in the short term but also resilient to future climate risks.

#### **Thriving communities**

At Afentra, we understand that our long-term success is deeply intertwined with the wellbeing and prosperity of the communities where we operate. In 2024, we reaffirmed our commitment to engaging proactively with our host communities to encourage economic development and implement initiatives that deliver enduring positive impacts. Through open dialogue and collaboration with local stakeholders, we aim to ensure that our projects are conducted in a safe, responsible, and sustainable manner, benefiting both our organisation and the communities we serve. As a partner in Block 3/05 and Block 3/05A, Afentra contributed over \$350,000 in training fees to ANPG in 2024. Additionally going forward, as a partner in the onshore KON15 and KON19 Blocks, we will contribute a training levy.

#### *Supporting Angola's path to a mine-free future*

In 2024, Afentra's Board approved funding for The HALO Trust, marking a significant milestone in our commitment to high-impact social and environmental initiatives. This partnership aligns with the Angolan Government's goal of becoming mine-impact free and supports local communities by making land safe for sustainable development.

#### **The legacy of landmines in Angola**

Decades of conflict has left Angola with one of the highest concentrations of landmines in the world, affecting all 21 provinces. While substantial progress has been made, more than 1,000 minefields covering 67 km<sup>2</sup> remain. In regions like Cuando and Cubango, landmines continue

## **AFENTRA PLC**

### **YEAR ENDED 31 DECEMBER 2024**

to pose a serious threat to vulnerable communities, limiting access to farmland, infrastructure, and economic opportunities.

The HALO Trust, the world's largest landmine clearance organisation, has been working in Angola for over 30 years, clearing landmines, educating communities about explosive hazards, and supporting weapons management initiatives. Their efforts have already transformed thousands of lives, restoring land for farming, infrastructure, and conservation.

#### **Afentra's role in the mission**

Afentra's investment will directly support HALO's demining efforts, ensuring that more land can be returned to Angolan communities safely. Our partnership reflects our broader commitment to responsible investment and sustainable development, helping to create a safer, more prosperous future for Angola.

*"The HALO Trust's work is truly life-changing, and we are proud to support their mission in Angola. Clearing landmines is not just about safety but unlocking opportunity and providing communities the freedom to rebuild their future."*

*As we pursue our onshore operations in the onshore Kwanza basin Blocks, the HALO Trust's expertise is likely to become increasingly critical. Operating in former conflict zones requires careful safety measures to protect personnel and communities from unexploded ordnance. HALO's experience in mine clearance and risk mitigation has the potential to strengthen our Health, Safety, and Environmental (HSE) strategies. By working together, we can ensure thorough land assessments, which shall lead to essential enhancements in workforce and community safety as we develop our onshore Blocks."*

**Paul McDade, CEO of Afentra**

*"Support such as this is invaluable in our mission to make Angola mine-free. Every mine cleared brings us closer to a future where families can farm safely, children can play without fear, and communities can thrive without the shadow of conflict."*

**Gabriel Nungulo, Deputy Programme Manager, The HALO Trust Angola**

Through this partnership, Afentra is proud to contribute to a safer Angola.

#### *Making a meaningful contribution*

Building on the thorough groundwork laid in 2023, we began to establish relationships with NGOs, community representatives, and local authorities to identify needs and opportunities for impactful CSR investments.

Our approach focuses on addressing the material needs of our host communities by supporting critical welfare programmes. These efforts include advancing educational and healthcare initiatives, improving access to energy, and promoting affordability. Additionally, we have continued to support workforce development and champion local content, contributing to the long-term socioeconomic development of the communities we work with.

## AFENTRA PLC

### YEAR ENDED 31 DECEMBER 2024

#### *Forward-looking plans*

To ensure the sustainability and effectiveness of our CSR efforts, we initiated foundational community needs assessments, led by our Country Manager in Angola. These assessments have provided valuable insights into the local context, helping us identify potential opportunities for future environmental, educational, infrastructure, or welfare projects near Luanda and other areas of operation.

#### **Streamlined Energy and Carbon Reporting (SECR)**

Afentra reports its UK emissions, in line with the UK's Streamlined Energy and Carbon Reporting (SECR) framework. Below is a summary of the company's energy consumption and associated emissions for its UK operations:

##### **Scope 1: Direct Emissions**

Scope 1 emissions for Afentra's UK operations are 0 kgCO<sub>2</sub>e, as the Company does not operate any combustion processes or vehicles in the UK.

##### **Scope 2: Indirect Emissions from Electricity**

The annual electricity consumption for Afentra's London office was 43,214.53 kWh, a slight reduction from 44,139 kWh in 2023.

Using the updated UK grid emissions factor of 0.22535 kgCO<sub>2</sub>e per kWh, this equates to 9,738 kgCO<sub>2</sub>e in 2024, compared to 9,931 kgCO<sub>2</sub>e in the prior year.

##### **Scope 3: Indirect Emissions from Business Travel**

Scope 3 emissions increased due to heightened business travel involving more site visits and operational engagements. Air travel during 2024 accounted for 600,773.14 kgCO<sub>2</sub>e, based on total distances flown (813,830 miles or 1,309,729 km). This marks an increase from 403,422 kgCO<sub>2</sub>e reported for corporate travel in 2023. Rail travel remained negligible with no recorded emissions.

##### **Energy Intensity Ratio**

There were 15 UK employees as of 31.12.24, so 9,738kgCO<sub>2</sub>e equates to 649kgCO<sub>2</sub>e per employee.

##### **Methodologies**

Electricity-related emissions were calculated using the UK Government's 2024 grid emissions factor of 0.22535 kgCO<sub>2</sub>e per kWh, sourced from ITP Energised.

Travel emissions were calculated based on flight distances and class-specific emission factors.

##### **Energy Efficiency Actions**

Afentra undertook several initiatives to improve energy efficiency during 2024:

1. The Company reduced electricity consumption in its London office by approximately 2%, reflecting ongoing efforts to improve energy efficiency.
2. The office is fitted with LED lighting and a range of energy efficiency improvements. Further improvements are made at the discretion of the landlord.

Afentra remains committed to reducing its environmental footprint and will continue exploring opportunities for sustainability improvements across its UK footprint and adhering to SECR requirements.

# AFENTRA PLC

## YEAR ENDED 31 DECEMBER 2024

### Task Force on Climate-Related Financial Disclosures (TCFD)

As an AIM-quoted company, Afentra is not obligated to adhere to the Task Force on Climate-related Financial Disclosures (TCFD) recommendations. However, we acknowledge the significance of these recommendations and values transparency in our operations. We do not provide a compliance statement, but we do outline our approach to governing, identifying and managing climate-related risks and opportunities.

We acknowledge the environmental impacts associated with oil and gas activities, including greenhouse gas emissions, and we strive to work collaboratively with our partners to identify and promote emissions mitigation measures.

Through these efforts, Afentra is committed to contributing to global climate objectives while ensuring the resilience of our business in an evolving energy landscape.

#### *Effective oversight of climate matters*

Afentra's Board is informed of changes to climate-related risks and opportunities as appropriate, recognising the potentially material impact these factors could have on the company's financial performance. Regular updates were provided on the asset's emissions reduction initiatives ensuring that the decarbonisation efforts align with Afentra's broader objectives and goals.

Afentra's leadership team plays an important role in assessing and managing climate-related risks and opportunities, ensuring that these are consistently integrated into the Company's day to day operations.

#### *Climate-related factors that are or may shape our future*

Afentra has identified both climate-related risks and opportunities across a range of timeframes, recognising that the energy transition presents both challenges and avenues for growth. The following tables detail the climate-related risks and opportunities we face.

In line with the TCFD recommendations, Afentra categorises potential climate-related risks into two main types: transition risks, which arise from the shift towards a lower-carbon economy, and physical risks, stemming from the direct impacts of climate change.

Short term – up to 1 year

Medium term – 1-5 years

Long term – more than 5 years

<b>Physical risks</b>				
Category	Risk driver	Risk	Timeframe	Mitigations
Acute	Increasing frequency and intensity of storm surges and rising sea levels	Potential damage to offshore infrastructure, including platforms, wells, and pipelines, leading to operational	Long term	Collaborate with Operators to: <ul style="list-style-type: none"><li>• Implement early warning systems for storm surges</li><li>• Update emergency response plans</li></ul>

# AFENTRA PLC

## YEAR ENDED 31 DECEMBER 2024

		disruptions and environmental hazards		<ul style="list-style-type: none"> <li>• Revise maintenance schedules for critical equipment</li> <li>• Consider sea-level rise in infrastructure design</li> </ul>
Chronic	Rising temperatures and more frequent heatwaves	Increased risk of heat stress among workers, resulting in reduced productivity and potential health issues	Long term	<ul style="list-style-type: none"> <li>• Develop awareness programmes on heat stress and hydration</li> <li>• Ensure adequate provision of potable water during hot periods</li> </ul>

<b>Transitional risks</b>				
Category	Risk driver	Risk	Time horizon	Mitigations
Policy and legal	Implementation of GHG emissions pricing and stricter reporting requirements	Potential increase in operating costs due to new regulations and carbon taxes that are being introduced in jurisdictions around the world. For example, we are monitoring the impacts of the EU's CBAM and what these cost implications could mean for the sale of Afentra's products into the EU market. Presently, Angola has not announced the intention to establish a carbon price under its Nationally Determined Commitment.	Medium term	<ul style="list-style-type: none"> <li>• Monitor emerging climate legislation and policies</li> <li>• Engage in policy development processes through industry associations</li> <li>• Present investment into emissions management, including monitoring and leak detection to reduce emissions</li> </ul>
	Increased litigation related to climate change	Possible legal costs and potential liabilities from lawsuits alleging environmental harm	Medium term	<ul style="list-style-type: none"> <li>• Develop and implement a GHG management plan with clear reduction targets</li> </ul>
Market	Higher production costs	Increased operational expenses due to stricter environmental standards, such as zero flaring requirements	Medium term	<ul style="list-style-type: none"> <li>• Develop and implement an economically viable roadmap for achieving Sonangol's commitment of net-zero routine flaring by 2030</li> </ul>
	Oil price volatility	New climate-orientated policies, or an environment where the introduction of new policy is unpredictable or implemented unevenly across regions, may lead to increased oil price volatility	Medium, Long-term	<ul style="list-style-type: none"> <li>• Afentra has a Board approved hedging programme. See Financial Review section for more detail</li> </ul>

# AFENTRA PLC

## YEAR ENDED 31 DECEMBER 2024

	Shifts in consumer preferences	Decreased demand for carbon-intensive products, leading to potential revenue declines	Long term	<ul style="list-style-type: none"> <li>Integrate low-carbon transition risks into investment decisions</li> <li>Explore diversification into lower-carbon products</li> </ul>
--	--------------------------------	---	-----------	---

We've deepened our engagement with our JV partners on emissions reductions in Block 3/05 and Block 3/05A. The Operator led an integrated Emissions Reduction workstream, identifying flaring as the primary contributor to emissions. Multiple initiatives, including gas export, and utilisation are now under review to address this issue.

To assess and prepare for physical risks, we conducted a comprehensive Climate Change Risk Assessment during due diligence on the Sonangol-operated assets offshore Angola. Utilising Intergovernmental Panel on Climate Change (IPCC) scenarios, we evaluated potential physical risks from 2021 to 2060, informing our operational strategy in the region.

We believe the Energy Transition presents opportunities and if managed well we believe these opportunities can materially benefit Afentra, its partners and host communities.

Opportunities			
Type	Category	Timeframe	Opportunity
More efficient production processes	Energy and GHG reduction initiatives	Short term	The implementation of energy and GHG reduction initiatives can lead to more efficient production processes, reduced operating costs, and reduced liability if GHG emissions are priced
Development and/or expansion of low emission goods/services	Transition to low-carbon economy	Long term	Pivoting towards developing/expanding assets that produce less carbon-intensive products (e.g., natural gas) in response to shifts in consumer preferences
	Gas recovery and monetisation	Medium term	With more stringent regulation of routine flaring, there is potential to increase revenue from the monetisation of associated gas
	Transition opportunities fuel	Medium term	The increase in demand for natural gas as a 'transition fuel', particularly among developing countries, may lead to upward repricing of natural gas
Capture associated gas to meet operational energy requirements	Reduction of flaring and methane emissions	Short and Medium term	Investing in emissions reduction technologies and gas recovery projects to significantly reduce flaring and methane emissions and to meet operational energy requirements. Utilising and exporting gas will likely have economic benefits against the long term utilisation of diesel, as well as emissions benefits
	Reducing methane leaks	Short term	A LIDAR GHG emissions survey identified key areas requiring remedial action to isolate methane leaks. Following this assessment,

# AFENTRA PLC

## YEAR ENDED 31 DECEMBER 2024

			Sonangol has matured its maintenance plans for 2025.
--	--	--	--

The climate-related risks and opportunities identified in 2024 impact Afentra's business strategy and financial planning. Afentra seeks to play a proactive role in partnerships in which it holds non-operated positions and has undertaken various feasibility studies to enhance the emissions profile of the field infrastructure. The initial feasibility study, expected to be completed in 2025, is expected to inform further investments in low-carbon technologies and contribute to Block 3/05's ability to meet its long-term emissions reduction targets.

Our financial planning takes into account both the risks and opportunities posed by the transition to a lower-carbon economy, ensuring that Afentra's operations are informed by climate goals and that we are well-positioned to capitalise on new market opportunities. We believe that by prioritising emissions avoidance and minimisation, we can create value for our stakeholders while reducing exposure to climate-related financial risks.

Afentra's strategy is built on a foundation of resilience to a range of climate-related scenarios, including those aligned with the 2°C or lower pathway set out in the Paris Agreement. The Climate Change Risk Assessment (CCRA), which utilised IPCC scenarios SSP1-1.9 and SSP5-8.5, provided us with critical insights into the potential physical and transition risks facing the Company in the near-term and medium-term. By incorporating these scenarios into our decision-making processes, we are able to develop adaptive strategies that ensure Afentra remains resilient in the face of future climate-related risks.

## Business Risk

### Principal business risks

The long-term success of Afentra depends on the ability to successfully acquire assets that align with the Group's purpose and strategy and to manage those assets responsibly and sustainably for the long term, creating value for all stakeholders. In achieving that long-term success, the Group is exposed to a number of risks and uncertainties which could have a material adverse impact on the delivery of the strategy and the future business. The Board and Senior Executive Team recognise and fully understand the need to have a risk identification, mitigation, and management process in place to ensure that key risks to the business are discussed, documented, and ultimately successfully managed, ensuring transparency of both content and process. The risk management process and risk register is owned by the CFO and is reviewed regularly by the Executive Directors and the Audit Committee.

The risks to the Company's business were refreshed during the year and reflect the completed and in progress acquisitions in Angola and the knock-on impact to the organisation. As such, documented below are an updated set of principal risks and mitigations in relation to the delivery of the Group strategy and purpose.

Category	Risk	Mitigation	Change
----------	------	------------	--------

# AFENTRA PLC

## YEAR ENDED 31 DECEMBER 2024

<p><b>Strategic and Economic</b></p> <ul style="list-style-type: none"> <li>• Competition, barriers to entry</li> <li>• Country risk</li> <li>• Pre-emptive rights</li> <li>• Climate change</li> </ul>	<ul style="list-style-type: none"> <li>• Competitors have greater financial and technical resources.</li> <li>• Difficulty raising capital for new acquisitions and/or to fund development activities.</li> <li>• Adverse economic, geopolitical or social instability, including uncertainty around future elections in Angola, the associated impacts and/or sanctions imposed by host or other governments.</li> <li>• Governments or JV counterparty exercise pre-emptive rights over assets and corporate acquisitions.</li> <li>• Climate change and the energy transition is adding to market volatility and could have a negative impact on smaller independent hydrocarbon E&amp;P companies.</li> </ul>	<ul style="list-style-type: none"> <li>• Through staff expertise, robust financial systems and economic models, optimise deal evaluation and bid processes to move quickly and competitively to value / price the appropriate opportunities.</li> <li>• Management has and maintains a proactive dialogue with existing and prospective debt and equity investors, and has a strong track record.</li> <li>• The Board and management monitor and consider political, regulatory, fiscal, and social risks associated with all target assets. Mitigate through proactive relations with host governments, and JV partners, utilising local advisors/experts as required. Leverage new Angola office and in-country staff for relationship building and information gathering.</li> <li>• Develop deeper understanding and pro-active relationships with key decision makers of branches of governments and JV partners in targeted jurisdictions to evaluate the risk of pre-emption ahead of material deal expenses and deal time commitment.</li> <li>• Climate related risks and opportunities (arising from a just transition) are core to the company's vision and strategy and underpins all evaluation of potential assets and markets.</li> </ul>	<p>►</p>
<p><b>Operations – Non Op</b></p> <ul style="list-style-type: none"> <li>• Health &amp; Safety</li> <li>• GHG Emissions</li> <li>• Contractor performance</li> <li>• Licence extension and contract compliance</li> </ul>	<ul style="list-style-type: none"> <li>• Incidents occurring on oil &amp; gas facilities resulting in loss of containment, production, environmental damage and / or personnel injuries.</li> <li>• High levels of flaring results in non-conformance to zero flaring by 2030, reputational damage, and potential fines due to breaching limits.</li> <li>• Complexity around contractor selection and performance management on a large development</li> </ul>	<ul style="list-style-type: none"> <li>• Work with Operators to understand / influence how operational facilities are staffed with experienced and fully trained personnel. Ensure robust communications with the Operators expectations around safety critical maintenance (undertaken when required and not delayed), and risk assessment procedures and practices, ensuring both are fully</li> </ul>	<p>►</p>

**AFENTRA PLC**

**YEAR ENDED 31 DECEMBER 2024**

	<p>could result in sub optimal outcomes resulting in a loss of value.</p> <ul style="list-style-type: none"> <li>• Failure by the Operator and JV partners to meet work programme obligations for Phase 1 could result in the loss of the licence, financial penalty, or a dilution of the Group's interest.</li> </ul>	<p>documented and rigorously followed by requisite personnel. Look for verification on facility site visits. Ensure operational risks are covered by insurance where possible. Secondees installed within Sonangol to focus on process engineering. Digital stop card process introduced with active reporting ongoing, whilst digital time cards planned. Ensure robust plans in place for planned 3Q 2025 shutdown.</p> <ul style="list-style-type: none"> <li>• Influence Operators to reduce flaring by measuring data to understand exact level of flaring, identifying potential solutions to reduce flaring from incremental reductions to zero flaring, and influence the Operator to deploy GHG reduction technologies. Continued increased water injection.</li> <li>• Support Operators in contractor evaluation and selection procedures, advise on best practices, jointly participate in contractor performance management including KPI selection and ongoing monitoring.</li> <li>• Ensure key personnel and partners fully understand all obligations to ensure work programme progression is met.</li> </ul>	
<p><b>Organisation</b></p> <ul style="list-style-type: none"> <li>• IT Systems</li> <li>• Attracting, retaining sufficiently skilled personnel</li> </ul>	<ul style="list-style-type: none"> <li>• Risk of an IT systems failure resulting in the loss of key data or rendering the business inoperable for a period, and / or a cyber security threat manifesting resulting in loss of data security and potentially value.</li> <li>• Failure to attract and hire the requisite technical and functional staff with the right experience to support the firm as it grows,</li> </ul>	<ul style="list-style-type: none"> <li>• Disaster recovery and business continuity plans were developed in 2023 and are reviewed every six months to ensure relevance to maintain business critical functions.</li> <li>• All legacy seismic data backed up and stored offsite.</li> <li>• Non seismic data is backed up daily and stored both on- and off-site in the cloud.</li> </ul>	<p>▶</p>

# AFENTRA PLC

## YEAR ENDED 31 DECEMBER 2024

	<p>resulting in operational, technical and functional issues.</p>	<ul style="list-style-type: none"> <li>• We have a hosted exchange service from Microsoft, the SLA for downtime on exchange and SharePoint aims to be less than 45 minutes per month. All incoming and outgoing email are archived in an immutable form, providing some protection from Ransomware, Phishing and Malware</li> <li>• Email validation implemented in 2024 to protect against spoofing and phishing. Security training and email phishing awareness programs provided to all employees in 2024.</li> <li>• Measures implemented in 2024 to increase Identify and Data protection within Microsoft365.</li> <li>• Access key pass placed on the server room.</li> <li>• Personnel requirements assessed regularly and plans are in place to ensure business continuity can continue in the event of a shortage of requisite skills.</li> <li>• Local market conditions are continually monitored to ensure a competitive salary, bonus, and training framework is in place to retain and attract new staff when required.</li> </ul>	
<p><b>Financial</b></p> <ul style="list-style-type: none"> <li>• Commodity (oil) Price risk</li> <li>• Counterparty default</li> <li>• Bribery &amp; Failure to prevent bribery</li> </ul>	<ul style="list-style-type: none"> <li>• Volatile commodity prices (both low or high) impacting buyer and seller expectations, impacting ability to acquire assets.</li> <li>• Low commodity prices could impact liquidity and the ability to service debt and generate positive cash flow.</li> <li>• Risk of default of bank holding deposits, off-taker of production, contractor/supplier or JV partner not fulfilling obligations.</li> <li>• Sanctions to partners could impact JV operations.</li> </ul>	<ul style="list-style-type: none"> <li>• The Company will only bid on assets priced within the group's financial framework which will include mixtures of debt and equity capital raises. Key economic KPIs will need to be achievable to enable asset bids to be approved for progression via the Board. The Company manages its exposure to oil price volatility through a Board approved hedging programme.</li> <li>• Monitor public announcements and any publicly available documents / reports for indicators of financial distress prior to agreeing to future financial commitments.</li> </ul>	<p>▶</p>

# AFENTRA PLC

## YEAR ENDED 31 DECEMBER 2024

	<ul style="list-style-type: none"> <li>• Risk that a partner, business associate or an employee may, in the course of business, offer to pay (or may previously have offered to pay) bribes, unjustifiable fees or gifts to middlemen which could damage our reputation and result in Afentra being in contravention of laws that prohibit such action, including the UK Bribery Act 2010, or which, by association, may result in reputational damage to the Company.</li> </ul>	<ul style="list-style-type: none"> <li>• Conduct full financial and legal due-diligence along with obtaining representations, where relevant, prior to entering any new JV or partner relationships.</li> <li>• Conduct robust due diligence of counter-parties and consider use of insurance cover.</li> <li>• Group policy, as stated in the Handbook, is clear that Afentra does not and will not participate in such practices.</li> <li>• The Group developed and implemented an Anti-Bribery system, a key provision of which is ensuring that any partner or affiliate of a partner maintains a robust anti-bribery compliance environment.</li> <li>• The Group provides training for its employees and contractors on an annual basis with 100% compliance.</li> <li>• All contracts, purchase orders and service orders contain business ethics provisions.</li> </ul>	
<p>▲ Increased ► Unchanged ▼ Decreased</p>			

## Our Stakeholders

### Section 172 Statement

A director of a company must act in a way they consider, in good faith, would be most likely to promote the success of the Company for the benefit of its members as a whole, and in doing so have regard (amongst other matters) to the following factors:

- The likely consequences of any decision in the long-term,
- The interests of the Company's employees,
- The need to foster the Company's business relationships with suppliers, customers and others,
- The impact of the Company's operations on the community and the environment,
- The desirability of the Company maintaining a reputation for high standards of business conduct, and
- The need to act fairly between members of the Company as a whole.

The Board has regard to the provisions of s.172 of the Companies Act 2006 in carrying out their duties and have regard to the matters set out in s.172 (a) – (f) in the decisions taken during the year ended 31 December 2024.

## **AFENTRA PLC**

### **YEAR ENDED 31 DECEMBER 2024**

#### *Our stakeholder engagement*

The Board identifies a number of key stakeholders of the Company: JV partners; regulators and government partners; communities where our assets are located; shareholders; our employees and consultants; and our vendors and suppliers. During the year the Company actively engaged with its identified key stakeholders.

The Company is committed to engaging positively with the communities in which our assets are located and looks to support those communities impacted by our operations. As a partner in Block 3/05 and Block 3/05A, we contributed \$356,081 in training fees. As a partner in the onshore KON15 and KON19 blocks we will contribute a training levy. Post-year end we agreed to support the HALO Trust and this aligns with the Angolan Government's goal of becoming mine-impact free and supports local communities by making land safe for sustainable development. In 2024, Ms Katila Tati, an Angolan national, was retained as the Company's first Angola based employee in the capacity as Country General Manager .

As set out on pages 24 and 39 with respect to its business and operations in Angola the Company has worked closely with Sonangol and relevant Angolan Governmental and Regulatory agencies at all levels during 2024 including commencement of the secondments of Company consultants to Sonangol in 2024. The Company will continue to engage with the respective Operator's, JV partners and governmental agencies in relation to its existing operations (Block 3/05, Block 3/05A and Block 23), its recent new licence awards (KON15 & KON19) and new business opportunities.

The Company has a small but growing team of employees and specialist consultants based in the UK and Africa, all of whom have direct contact with either the CEO, COO or CFO who engage directly with the workforce, a benefit of the current size of the Company. The CEO, COO and CFO routinely visit Angola working directly with the company's newly appointed Angola Country Manager and its local consultants and advisors and using these opportunities to deepen the Company relationships with Sonangol and the Angolan Government and Regulatory agencies. Board and Board Committee meetings are held in the UK office where several employees and consultants are invited to join the meeting from time to time, The Board has day-to-day business interactions with various employees of the Group, so they receive direct employee feedback and engagement.

The Directors regularly engage with investors via the AGM and at other times during the year through bespoke investor presentations and more broadly through industry- focused forums. Continued access to the capital markets is key to the success of the Company's M&A strategy and so the management team and the Board work to ensure that the Company's investors have a sound understanding of the Company's strategy and ambitions, how this may be implemented and how the Company's decisions and principal business activities support its long-term strategy. Investors' views and those of other stakeholders, are sought by the Directors to guide the Company's strategy and its M&A activities. This activity and engagement will continue in 2025. The Company's M&A strategy continues to be targeted towards seeking assets in specific jurisdictions, as discussed in the Chairman's and CEO's statements.

#### *Principal decisions during 2024*

Key decisions made by the Board in 2024 related to participation in M&A opportunities, decisions relating to the Company's participation in the Angolan onshore following the award to the Company of licence interests through the 2023 onshore licence bid round, and the opening then of new opportunities for the Company, both onshore and in Block 3/24 offshore. These were reviewed during the year, and discussed through the lens of strategic fit, long term value accretion, and sustainability (including understanding the potential impact on communities and the environment). In 2025, in line with its long-term strategy, the Board will continue to review a range of upstream opportunities in Angola and West Africa more broadly,

# AFENTRA PLC

## YEAR ENDED 31 DECEMBER 2024

including potential M&A opportunities, new licence opportunities and strategic fit partnering and JV opportunities

### Financial Review

In 2024 we continued to grow our asset base in Angola as we completed our third acquisition on Block 3/05 and Block 3/05A, increasing our interest to 30% and 21.33%, respectively, as well as accessing the onshore Kwanza basin in July by securing a 45% non-operated interest in Block KON19 alongside local companies ACREP (Operator with 45% interest) and Enagol (10%). During the year we also established a presence in Luanda, Angola, through the appointment of a Country Manager in Luanda who opened our local office in Q4. Operationally, we successfully completed four crude oil liftings during the year, generating \$180.9 million of revenue, and anticipate a further five liftings in 2025.

Our financial position has undergone a significant transformation in 2024, demonstrating the value generated through strategic acquisitions, stable asset performance and effective management. We ended 2024 with \$54.8 million in cash (\$19.6 million at 31 December 2023), inclusive of restricted cash balances, achieving an end of year net cash position of \$12.6 million (net debt \$12.3 million at 31 December 2023).

We continue to manage our exposure to oil price risk through our hedging strategy and, during 2024, hedged 70% of sales volumes through a combination of put options and collar structures. The hedge portfolio consisted of \$70 to \$80 per barrel put options, covering 70% of sales volumes, and \$90 per barrel call options, covering 29% of sales volumes. For 2025, we have hedged approximately 68% of estimated sales volumes. Our 2025 hedge portfolio consists of a combination of put options with floors ranging between \$60 and \$65 per barrel covering 68% of estimated sales volumes and call options with caps ranging from \$80 to \$89 per barrel, covering 44% of estimated sales volumes. The company continues to explore and to evaluate other hedge products in the market consistent with its hedging policy.

In line with Afentra's commitment to avoiding shareholder dilution, the Company has elected to satisfy vested options under the Founders' Share Plan (FSP) through market purchases via an existing Employee Share Benefit Trust (Trust) rather than issuing new Ordinary Shares. Subsequently, the Trust purchased 381,719 shares on the open market at an average price of ~41p. Furthermore, the Trust will continue with the share purchase programme to satisfy the requirements of the employee LTIP and final 2026 FSP vesting. Subject to certain purchase criteria to be agreed with the Trust, the Trust is expected to purchase up to 6.5 million Ordinary Shares over the rest of 2025/Q1 2026. Full details of the FSP scheme are provided in the Remuneration Committee Report on pages 77–87.

For 2025, our focus on M&A remains unchanged as we continue to seek to build our portfolio via value accretive opportunities in Angola, as well as in other jurisdictions in the West Africa region. In February of this year, we secured our interest in the onshore Block KON15, thereby securing our second onshore asset in Angola. On asset management, we will look to develop our office presence in Luanda and will continue to work constructively with the Operator and our JV partners on Block 3/05 and Block 3/05A to ensure continued safe operations as well as seeking to develop value accretive opportunities in both existing operations as well as new projects.

Selected financial data		2024	2023
Sales volume	mmbo	2.3	0.3
Realised oil price	\$/bbl	82.2	88.0

## AFENTRA PLC

### YEAR ENDED 31 DECEMBER 2024

Total revenue	\$ million	<b>180.9</b>	26.4
Cash and cash equivalents	\$ million	<b>46.9</b>	14.7
Restricted funds	\$ million	<b>7.9</b>	4.9
Borrowings	\$ million	<b>(41.4)</b>	(31.7)
Net cash/(debt)	\$ million	<b>12.6</b>	(12.3)
Adjusted EBITDAX <sup>6</sup>	\$ million	<b>90.2</b>	11.1
Profit/(loss) after tax	\$ million	<b>52.4</b>	(2.7)
Year-end share price	Pence	<b>46.1</b>	37.0

#### Non-IFRS measures

The Group uses certain measures of performance that are not specifically defined under IFRS or other generally accepted accounting principles. EBITDAX (Adjusted) represents earnings before interest, taxation, depreciation, total depletion and amortisation, impairment and expected credit loss allowances, share-based payments, provisions, and pre-licence expenditure. Additionally, in any given period, the Company may have significant, unusual or non-recurring items which may be excluded from EBITDAX (Adjusted) for that period. When applicable, these items are fully disclosed and incorporated into the reconciliation provided below.

EBITDAX (Adjusted) is a non-IFRS financial measure. The Company believes that this non-IFRS financial measure assists investors by excluding the potentially disparate effects between periods of the adjustments specified.

EBITDAX (Adjusted) should not be considered as an alternative to net income or any other indicator of Afentra plc's performance calculated in accordance with IFRS. Because the definition of EBITDAX (Adjusted) may vary among companies and industries, it may not be comparable to other similarly titled measures used by other companies.

#### Income Statement

Average production from Afentra's interests in Blocks 3/05 and 3/05A increased to 6,229 bopd from 3,509 bopd as a result of the completion of the Azule transaction in May 2024, where Afentra acquired an additional 12% and 16% in Blocks 3/05 and 3/05A, respectively.

2024 revenue, net of off-take fees, of \$180.9 million (2023: \$26.4 million) from four liftings completed during the year at an average realised price of \$82.2/bbl.

Cost of sales during the year totalled \$94.1 million (2023: \$12.6 million); a full reconciliation is provided in the notes to the accounts (Note 4).

The profit from operations for 2024 was \$74.5 million (2023: \$2.4 million) as a result of the four liftings in 2024 and increased stake in each block. During the year, net administrative expenditure increased slightly to \$12.3 million (2023: \$11.5 million).

## AFENTRA PLC

### YEAR ENDED 31 DECEMBER 2024

Finance income (interest on deposits) of \$0.1 million (2023: \$0.2 million) was received in the year. Finance costs increased during 2024 to \$9.0 million (2023: \$3.5 million), primarily due to additional drawdowns on the RBL and working capital facilities. Further detail is provided in the notes to the accounts (Note 7).

The profit after tax for the year was \$52.4 million (2023: loss after tax \$2.7 million):

	<b>\$' Million</b>
2023 loss after tax	(2.7)
Increase in revenue	154.5
Increase in cost of sales	(81.6)
Increase in G&A and pre-licence costs	(0.8)
Increase in net finance costs	(5.6)
Increase in tax expense	(11.4)
<b>2024 profit after tax</b>	<b>52.4</b>

Group adjusted EBITDAX totalled \$90.2 million (2023: \$11.1 million):

	<b>2024</b>	2023
	<b>\$' Million</b>	<b>\$' Million</b>
Profit/(loss) after tax	<b>52.4</b>	(2.7)
Net finance costs	<b>8.9</b>	3.3
Depletion and depreciation <sup>1</sup>	<b>12.9</b>	2.9
Pre-licence costs	<b>1.8</b>	4.8
Share-based payment charge	<b>1.0</b>	1.0
Taxation	<b>13.2</b>	1.8
<b>Total EBITDAX (Adjusted)</b>	<b>90.2</b>	<b>11.1</b>

<sup>1</sup> Total depletion on oil and gas assets in 2024 is the depletion charged to profit and loss (\$12.4 million) and absorbed in inventory (\$0.2 million). Depreciation on other assets totalled \$0.3 million.

The basic and diluted earnings per share for the year was 23.3 cents (2023: 1.2 cents loss) and 21.1 cents (2023: 1.2 cents loss) respectively. No dividend is proposed to be paid for the year ended 31 December 2024 (2023: nil).

### Statement of financial position

At the end of 2024, non-current assets totalled \$153.5 million (2023: \$97.0 million, as restated). The increase is primarily due the further acquisition from Azule of the Company's interests in Block 3/05 and Block 3/05A (\$38.3 million) as well as capital expenditure on the

## AFENTRA PLC

### YEAR ENDED 31 DECEMBER 2024

two blocks (\$26.1 million), offset by depreciation (\$12.9 million). Further information can be found in Note 11 to the Annual Financial Statements.

At the end of 2024, current assets stood at \$73.1 million (2023: \$43.7 million, as restated) including cash and cash equivalents of \$46.9 million (2023: \$14.7 million), restricted funds of \$7.9 million (2023: \$4.9 million), trade and other receivables of \$10.6 million (2023: \$7.6 million as restated), and inventories of \$7.5 million (2023: \$16.6 million as restated).

At the end of 2024, current liabilities were \$71.1 million (2023: \$45.9 million as restated) including trade and other payables of \$52.9 million (2023: \$34.4 million as restated), borrowings of \$11.3 million (2023: \$6.8 million), contingent consideration of \$5.5 million (2023: \$4.6 million), and derivative liabilities of \$1.3 million (2023: nil). The increase in trade and other payables is related to the Company's increased share of Joint Venture working capital items (Block 3/05 and Block 3/05A).

At the end of 2024, non-current liabilities were \$56.9 million (2023: \$46.9 million, as restated), comprised primarily of borrowings of \$30.1 million (2023: 25.0 million) and contingent consideration of \$24.4 million (2023: \$21.9 million), and deferred tax of \$1.7 million (2023: nil). The increase is primarily due to additional drawdowns on the RBL and working capital facilities during the year. Further information can be found in Note 19.

The Group's net assets increased from \$48.0 million at the end of 2023 to \$98.6 million as at 31 December 2024, primarily reflecting profits earned during the year.

#### Cash flow

Net cash inflow from operating activities totalled \$85.6 million (2023: \$12.3 million). The increase is primarily due to a full year activity on Blocks 3/05 and 3/05A, compounded by additional equity acquisitions relating to these blocks.

Net cash used in investing activities increased to \$53.6 million from \$45.9 million in 2023. Additions to property plant and equipment was offset by lower asset acquisitions and contingent consideration payments made during the year.

Net cash generated from financing activities totalled \$0.1 million compared to \$28.0 million in 2023 due to repayments of debt principal and interest.

#### Accounting Standards

The Group has reported its 2024 and 2023 full year accounts in accordance with UK adopted international accounting standards.

#### Cautionary statement

This financial report contains certain forward-looking statements that are subject to the usual risk factors and uncertainties associated with the oil and gas exploration and production business. Whilst the Directors believe the expectation reflected herein to be reasonable in light of the information available up to the time of their approval of this report, the actual outcome may be materially different owing to factors either beyond the Group's control or otherwise within the Group's control but, for example, owing to a change of plan or strategy. Accordingly, no reliance may be placed on the forward-looking statements.

Anastasia Deulina – Chief Financial Officer – 02 May 2025



## AFENTRA PLC

### YEAR ENDED 31 DECEMBER 2024

The Strategic Report was approved by the Board of Directors and signed on its behalf by:

**Paul McDade** – Chief Executive Officer – 02 May 2025



## Board of Directors

### **Paul McDade, Chief Executive Officer**

Paul McDade brings over 35 years of international experience in the oil and gas industry, combining deep technical expertise with proven leadership capabilities. His career spans operational, social, and security challenges in some of the world's most complex environments, with nearly two decades as COO and later CEO of Tullow Oil. During his tenure, he played a pivotal role in transforming Tullow from a small exploration company into a FTSE 100 business. He drove significant growth across Africa, including the development of Ghana's Jubilee field and a number of major M&A transactions.

Paul's leadership is defined by his commitment to responsible growth, strong governance, and sustainable stakeholder value. He has a deep understanding of the evolving role of the oil and gas industry in both global and African energy transitions. He holds a Master's degree in Petroleum Engineering from Imperial College London and a Bachelor of Science in Civil Engineering from the University of Strathclyde.

### **Ian Cloke, Chief Operating Officer**

With more than 25 years of international oil and gas experience, Ian Cloke has driven operational excellence and exploration success across complex global projects. His career includes leadership roles at Tullow Oil and ExxonMobil, where he led large-scale operations in Africa, South America, Norway, and the USA, including the redevelopment of mid-life assets and ultra-deepwater projects. As EVP at Tullow Oil, Ian was responsible for exploration and appraisal operations, improving mature field production, embedding financial discipline, and managing social and environmental sensitivities.

He played a key role in discovering and delivering commercial oil and gas resources in Uganda, Kenya, and Guyana, contributing to over 2.5 billion barrels of oil discoveries. Ian holds a Master's degree in Basin Evolution and Dynamics from the University of London and a Bachelor's degree in Geological Sciences from Durham University.

### **Anastasia Deulina, Chief Financial Officer**

Anastasia Deulina has more than 25 years' experience in the energy sector. She combines financial expertise with strategic leadership across global investment banks, private equity, and corporate roles. Her experience covers strategy development, deal origination, M&A, and business transformation, with a focus on driving sustainable growth and delivering measurable financial results.

At Tullow Oil, she led a significant divestment program across three West African jurisdictions and managed key transactions in Uganda, Equatorial Guinea and Gabon. Prior to this, she held senior roles at FlowStream Commodities and First Reserve overseeing international energy investments and securing funding to support growth across multiple regions. Anastasia holds a Master of Arts in Energy & Mineral Resources from the University of Texas at Austin and a Bachelor of Science in Economics and Management in Mining Industry and Geological Prospecting from Moscow State Geological Prospecting Academy.

### **Jeffrey MacDonald, Independent Non-Executive Chairman**

## **AFENTRA PLC**

### **YEAR ENDED 31 DECEMBER 2024**

Jeffrey MacDonald is a seasoned oil and gas executive with over three decades of experience in energy investments, leadership, and private equity. As a former Managing Director at First Reserve, he was responsible for the origination, structuring, execution, and oversight of global oil and gas investments, with a focus on delivering value through strategic growth and exit opportunities.

His earlier career included founding and leading upstream energy companies, including Caledonia Oil & Gas Ltd., where he served as CEO, and Highland Energy Ltd., where he was a founding member and Managing Director. Jeffrey has also held leadership roles at Kris Energy, serving as Interim CEO and Non-Executive Director. Jeff holds a BSc (Hons) in Civil Engineering from the University of Glasgow and graduated in June 1978.

#### **Thierry Tanoh, Senior Independent Non-Executive Director**

Thierry Tanoh has over three decades of leadership experience across the financial, energy, and public sectors with a focus on strategic development and governance in African and other emerging markets. He previously served as the CEO of Ecobank Group, a leading pan-African banking institution with operations in 33 countries, and held governmental roles in Côte d'Ivoire, including Minister of Petroleum, Energy, and Renewable Energy, as well as Deputy Chief of Staff in charge of Economic Affairs at the Office of the President.

Thierry also spent over eighteen years at the International Finance Corporation (IFC), where he served as Director for Sub-Saharan Africa and later as member of the Senior Management Team as Vice President for Sub-Saharan Africa, Latin America and Western Europe. He currently holds Board positions at organizations including Mercy Corps, Groupe Azalaï Hôtels, and the Caisse Régionale de Refinancement Hypothécaire de l'UEMOA. Thierry holds a Bachelor's degree in Accounting and Finance from the Ecole Supérieure de Commerce d'Abidjan, a Certified Public Accountant qualification from France, and an MBA from the Harvard Business School in Boston.

#### **Gavin Wilson, Independent Non-Executive Director**

Gavin Wilson is an experienced investment professional with a background in the energy and financial sectors, specializing in oil and gas portfolio management, capital markets, and strategic investments. He has served as Investment Director at Meridian Capital Limited, a Hong Kong-based international investment firm, for over a decade, where he manages an oil and gas portfolio focused on world-class assets in emerging markets.

Earlier in his career, Gavin founded and managed two investment funds—RAB Energy and RAB Octane—focused on the energy sector. He also served as the Head of Canaccord's Oil & Gas division in London, where he led sales, corporate broking, and finance activities. Gavin currently serves as Independent Non-Executive Director at PetroTal Energy and as an Independent Director at TAG Oil Ltd.

## **Statement of Corporate Governance**

Afentra's business includes a strategic objective of responsibly supporting host-countries' efforts to progress the energy transition on the African continent and through this to deliver positive outcomes for all stakeholders. Our purpose is to support the African energy transition as an experienced, responsible, well managed independent, enabling the continued economic and social development of African economies and bridging the gap to other/renewable forms of energy. We aim to be the trusted partner of IOCs, NOCs and host governments in Africa in the divestment of legacy assets.

Our approach is to manage assets responsibly, achieving the full asset potential whilst also reducing carbon emissions. We aim to achieve this using the robust ESG principles embedded in the core fabric of our business model and operating structure.

## **AFENTRA PLC**

### **YEAR ENDED 31 DECEMBER 2024**

The Board has been appointed to lead the Company to achieve our purpose and to work with the management team to set out our culture and ensure we succeed in our mission and this is achieved through the oversight and decision making processes of the Board and Board Committees, each of which is conscious of the Company's governance arrangements, how they are applied and the outcomes they are intended to achieve.

The Chairman has oversight of the Company's corporate governance and works with the Board and the Company's management team to ensure that the Company's corporate governance structure is appropriate for its business through its current and expected future stages of development, for its shareholders, and that it is demonstrably consistent with the best practice principles of the code of governance that the Company follows.

The Company follows the principles of best practice set out in the Quoted Companies Alliance Governance Code (the 'QCA Code') and how it does so is explained in this statement, on the Company's website and within this annual report. The appropriate Corporate Governance Code will remain under review as the Company grows and evolves. Following the appointment of the new Board and Executive team in 2021, the Company has continued to review and develop its corporate governance and it is satisfied with the structure in place, whilst it continues to review the application of its governance structure and its fitness for purpose. Our governance structure will continue to evolve as the Company develops and grows and we will ensure stakeholders remain informed through regulatory announcements, updates on our website and in future annual reports, and that our employees are aware of and apply our governance principles.

In 2024 the Company completed a process to appoint a new Nominated Advisor and as part of this process the Board and the Company's management team reviewed and reaffirmed the Company's governance structure, each Director's understanding of the governance structure and the application of the governance structure in the Company's activities and strategy.

#### **Corporate culture**

Afentra is building its business on a strong ESG foundation, and the core elements of those principles are embedded in our strategy and business model. Our vision is to establish the Company as a leading pan-African oil and gas company with an unwavering commitment to operational excellence, environmental stewardship, transparent governance, positive socio-economic impact, and strong sustainable shareholder returns. Oil and gas remain important in the energy mix and as IOCs change their business models with a view to developing a lower-carbon footprint, these underlying hydrocarbon assets must continue producing to meet local and global demand, enable an effective energy transition and allow the host countries to benefit from the revenues they generate. Afentra seeks to be a credible acquirer of these assets, enabling IOCs and host governments to have confidence that such assets will be managed in a responsible way, with strong environmental stewardship, value creation and transparent governance ensuring we hold ourselves to account as a best-in-class Operator and Joint Venture partner.

To implement our acquisition and growth strategy we have a thorough due diligence process to scrutinise opportunities for their suitability. Initial high-level screening covers subsurface, operational, commercial and risk management before progressing to more detailed assessment of a potential target asset against our acquisition criteria. The Board is focused on reducing and managing identified risks rather than eliminating all risk. Any acquisition of hydrocarbon assets inherently includes technical, subsurface, operational, above ground and commercial risks and the Board has regard to such risks within its acquisition parameters. The Board seeks to eliminate (or minimise, if not possible to eliminate) HSSE risks and reputational risk and in its operations the Company maintains focus on the legal compliance (and active monitoring of such compliance) of its corporate activities, and the activities of its employees and management, its counterparties, its contractors and subcontracts and the various

## **AFENTRA PLC**

### **YEAR ENDED 31 DECEMBER 2024**

stakeholders involved in its operations. The Company conducts due diligence on all potential new business partners.

Given its size and operational activities, the Company has clearly identified the various stakeholders involved in and critical to its business, including its employees, its commercial counterparties, the various regulatory authorities relevant to its upstream operations and in view of its increased onshore presence in Angola, commencing in 2024, the local communities. The Company's employees are routinely consulted on the activities of the Company, including its internal processes and procedures, and the employees have access to a confidential and independent whistleblowing service. The Company held a strategy day in 2024 attended by the Company's employees and its Executive Directors through which the employees were able to give their views on the Company's structure and organisation and its business strategy. The Board routinely engages on stakeholder engagement matters and feedback and acts on issues identified.

#### **Shareholder engagement**

The Company and its Executive Directors make regular presentations to shareholders and investors, through which the Company provides deeper insight into its business activities, the performance of its operational asset base, financial performance, and strategic objectives. The Company engages directly with shareholders through a range of online forums, direct communications and through its website.

The Chairman and the Board are the first points of contact for shareholders on governance matters, they are available to shareholders and they are conscious of their responsibility to them on governance matters.

Details on the Company's stakeholder engagement are described in the Our Stakeholders pages 58-59.

#### **Board composition**

The composition of the Board did not change during 2024 following the appointment to the Board in 2023 of Thierry Tanoh as an Independent Non-Executive Director. Accordingly, in 2024 the Board was and is now comprised of Jeffrey MacDonald serving as Independent Non-Executive Director and Chairman, Paul McDade Executive-director and CEO, Ian Cloke Executive director and COO, Anastasia Deulina Executive director and CFO, Gavin Wilson as an Independent Non-Executive Director and Thierry Tanoh as an Independent Non-Executive Director. The Directors acknowledge that shareholder expectation is that at least half of the Directors of the Board will be independent NEDs. Composition of the various Board Committees is detailed on pages 72-87.

#### **Functioning of the Board**

The Board is responsible to the shareholders for the proper management of the Company. A Statement of Directors' Responsibilities in respect of the Company's financial statements is set out on page 91.

Each Director takes their continuing professional development seriously and undertakes training from relevant professional and industry bodies in the form of attending seminars, conferences and continual updates of knowledge and industry practice. Each Director and the employees of the Company are required to undertake Anti-Bribery and Corruption training on an annual basis, and in 2024 the Company continued its cyber security training for employees and Directors who also receive regular updates on new and evolving areas of governance and compliance.

The Directors have access to the Company's other advisors as required including legal advisors and auditors and have the authority to obtain external advice as deemed necessary. The Remuneration Committee has sought advice from FIT Remuneration Consultants LLP

## **AFENTRA PLC**

### **YEAR ENDED 31 DECEMBER 2024**

(FIT Remuneration) regarding the Company's remuneration policy and further details regarding this can be found in the Remuneration Committee's report on pages 77–87. Jeffrey MacDonald the Independent Non-Executive Director and Chairman is available to all shareholders and staff if they have concerns which, through the normal channels of contact, have not been resolved or for which such contact is inappropriate. The Company has not historically detailed the roles of Chairman, Non-Executive Director and Company Secretary however this will be reviewed going forward. The CEO, CFO and COO have contractual obligations to the Company.

The Board Committees have each requested a review of their Terms of Reference which will take place in 2025.

#### **Risk management and internal controls**

The Board is responsible for the Company risk assessment and risk management framework which is driven by the oversight and direction of the Audit Committee. The Company's COO and CFO lead the activities with their teams for identification and evaluation of risk, and the assessment of the likelihood and impact of the identified risks. These findings and conclusions on risk are reviewed and discussed with the CEO before then being reviewed by the Audit Committee, annually for purposes of reporting and periodically throughout the year from an operational perspective, with updates to the Company's risk matrix and approach to risk management in its operations made as appropriate. Further information on the Company approach to risk management and details of the principal risks and mitigations identified by the Company is contained in the Business Risk pages 54-57.

#### **Conflicts of interest**

Whilst conflicts should be avoided, the Board acknowledges that instances may arise where this is not always possible. In such circumstances, Directors are required to comply with the Company's Conflicts of Interest Policy and applicable conflicts provisions of the Articles of Association and in law, and to notify the Chairman as soon as they are aware that a conflict may arise or has arisen and the details of such conflict are recorded by the Company and addressed and managed in line with the relevant policy and the Articles of Association. If a Director notifies the Board of an actual or potential conflict of interest they may be, if requested by the Chairman, excluded from any related discussion and/or receipt of information and will always be excluded from any relevant formal decision.

#### **Retirement and re-election**

The Company's Articles of Association require that each Director (other than any Director appointed since the date of the notice of Annual General Meeting for that year), retire and stand for re-election at each Annual General Meeting. All new Directors appointed since the previous Annual General Meeting are required to stand for election at the following Annual General Meeting.

#### **Meetings and time commitment of the Board**

The Board and each of the Board Committees are provided with timely and accurate information sufficiently ahead of each scheduled Board and Committee meeting to enable Board and Committee members to have sufficient time to review and analyse the information provided. The Board meets at least four times a year and as and when necessary and in addition holds ad hoc discussions between the Directors. The Audit Committee meets at least twice a year, the Remuneration Committee and the Nominations Committee meet as required and not less than once a year. The Chief Executive Officer, Chief Operating Officer and Chief

## AFENTRA PLC

### YEAR ENDED 31 DECEMBER 2024

Financial Officer are Directors and hold full-time Executive positions. Non-Executive Directors are expected to (and do) commit sufficient time to ensure they are fully aware of the Company's affairs and it is expected that this time commitment will vary over the course of their terms, with intensive periods requiring significant director focus including with respect to their specific responsibilities on Board Committees and as Committee Chairmen.

The following table summarises the number of Board and Board Committee meetings held during the year ended 31 December 2024 and the attendance record of the individual Directors:

	Board Meetings	Audit Committee	Remuneration Committee	Nominations Committee
<b>Total number of meetings in year</b>	<b>4</b>	<b>3</b>	<b>2</b>	<b>1</b>
Paul McDade	4	3	2	1
Ian Cloke	4	2	-	-
Anastasia Deulina	4	3	-	-
Jeffrey MacDonald	4	3	1	1
Thierry Tanoh	4	3	2	-
Gavin Wilson	4	3	2	1

No formal Board performance evaluation took place in 2024, this will be reviewed during 2025.

#### **Jeffrey MacDonald**

Independent Non-Executive Chairman

02 May 2025

## Audit Committee Report

### Overview

As the Chair of the Audit Committee, I am pleased to present the report of the Committee for the year ending 31 December 2024. This report describes how the Committee has performed its responsibilities during the year and provides an overview of the Committee's principal duties, role and objectives.

The Committee supports the Board in its responsibilities regarding Group financial reporting (both annual and interim financial statements), evaluation of the need for internal audit, delivery and oversight of the annual external audit, appointment of the external auditor, and internal financial control. The Audit Committee is also responsible for advising the Board on

## **AFENTRA PLC**

### **YEAR ENDED 31 DECEMBER 2024**

the Group's approach to risks, including identification, management tolerance and strategy, in order to inform the Board and to include risk assessment in Board decisions.

#### **Members and Meetings**

This Committee currently comprises:

- Thierry Tanoh (Chairman)
- Gavin Wilson

In line with the QCA Code Audit Committee members are independent Non-Executive Directors. 2024 was my first full year as Chairman of the Audit Committee following my appointment on June 13, 2023. I bring to the Committee relevant and recent financial experience, including 18 years at the International Finance Corporation (IFC) where I served as a Vice-President within the Senior Executive Team and member of the IFC's credit committee and from my time as former CEO of EcoBank Group. In my role as Audit Committee Chairman I apply my experience from my time with these financial institutions to significantly strengthen the Company's finance and audit functions. Gavin Wilson brings to the Audit Committee decades of experience with a background in the energy and financial sectors, specializing in oil and gas portfolio management and capital markets.

The Audit Committee met 3 times in 2024 each attended by both Committee members.

Audit Committee meetings are ordinarily attended by the Chief Executive Officer, the Chief Financial Officer, the Group Financial Controller and the General Counsel. Other senior managers are invited to attend Committee meetings where specific business matters require their input and expertise. In addition to formal Committee meetings the Audit Committee Chairman regularly meets with the Chief Financial Officer and Group Financial Controller and engages directly with the external auditor on a range of issues raised by the auditor throughout the external audit process. During the year the Committee also held calls between meetings to consider specific issues and to prepare for formal meetings. Meetings are planned to support the Group's financial reporting calendar and external audit requirements.

#### **Summary of responsibilities**

The Committee's work covers the following main areas: financial reporting, external audit and internal financial control, risk management and consideration of internal audit requirements. Across these main areas the Committee has focused on the following:

- monitoring the integrity of the Group's financial statements, including review of the financial statements of the Company including its annual and half-yearly reports and any formal announcements relating to its financial performance;
- reviewing the effectiveness of the Group's financial reporting, internal control policies and procedures for the identification, assessment, mitigation measures and reporting of risk;
- monitoring the effectiveness of the internal control environment;
- making recommendations to the Board on the appointment of the external Auditor and their fees;

## **AFENTRA PLC**

### **YEAR ENDED 31 DECEMBER 2024**

- agreeing the scope of the Auditor's annual audit programme and reviewing the output;
- ensuring the independence of the Auditor is maintained; and
- assessing the effectiveness of the audit process.

#### **Internal Control and Audit**

In 2024, at the request of the Audit Committee, a consultant led review of Group's staffing and organizational structure and its capabilities in financial, risk and audit functions was carried out and its findings considered by the Committee.

The Committee determined that the current internal control procedures of the Company are appropriate for its size and its operations and that the Group does not currently require an internal audit function, but that the Group finance function of the Company should be strengthened. Consequently, new experienced hires joined the Group's finance team for the roles of Group Finance Manager and Joint Venture Controller. In 2025 the Committee will continue to review the requirement for an internal audit function.

#### **Risk Management**

The Committee is responsible for ensuring that effective controls are in place to assess and manage risk. The Committee undertook an assessment of the principal existing and emerging risks facing the Group, including those impacting its business operations, future performance and its solvency, and a statement of those risks and identified mitigations is set out in pages 54 to 57 of the Report.

#### **Whistleblowing procedure**

The Company operates an independent whistleblowing procedure which allows staff to raise any concerns concerning business practices externally and independently. This is in addition to the internal policy where staff are encouraged to report concerns around business practices to line and senior management.

#### **External Auditor**

The Company's Auditor BDO LLP was re-appointed at the 2024 AGM for a three-year mandate following a competitive tender process for the Group's External Audit Services conducted in 2023. The BDO audit team has been led by a new partner, Gordon Whiley, who recently joined BDO after nearly 25 years with Deloitte. Mr. Whiley has over 20 years' experience of providing audit and transaction support to multinational public and private companies and brings to the Company a deep experience with several of the world's largest oil & gas, mining and commodity trading companies including a deep understanding of the African continent.

Further disclosure relating to the Auditor is set out within the Directors' Report.

Details of fees payable to the Auditor are set out in Note 5.

#### **Significant Issues and Financial Judgements**

An essential part of the integrity of the financial statements lies around the interpretation of internationally recognised accounting standards (IFRS, UK GAAP) key assumptions, and estimates or judgments to be made. The Committee reviews key financial judgments prior to

## AFENTRA PLC

### YEAR ENDED 31 DECEMBER 2024

publication of the financial statements, as well as considering significant issues throughout the year.

The significant issues and primary areas of financial judgement considered by the Committee in relation to the 2024 financial statements and accounts are detailed below.

<b>Business Combinations &amp; Asset Acquisitions</b>	Review of the Azule acquisition under IFRS3, determining that the transactions are to be accounted for as an Asset Acquisition as opposed to a Business Combination
<b>Prefunded asset and decommissioning liabilities</b>	Restatement of the Decommissioning Liability under IAS37 following further pertinent information received during the second half of the year
<b>Contingent Consideration</b>	Review of inputs and assumptions underpinning the booking of contingent consideration liabilities
<b>Share Based Payments</b>	Determination of the accounting treatment for cash paid to settle Income Tax and National Insurance contributions (staff) on share grants awarded in March
<b>Financial Derivatives</b>	The adoption of Fair Value accounting for oil price commodity contracts
<b>Going Concern</b>	Review of inputs and assumptions underpinning the analysis of the Going Concern model
<b>Impairment of E&amp;E assets</b>	Review and judgement on IFRS 6 impairment indicators

The Committee reviewed and was satisfied that the financial judgments made by management contained within the Report and Financial Statements are reasonable.

**Thierry Tanoh** - Chairman of the Audit Committee – 02 May 2025

## Nominations Committee Report

### Members

This Committee currently comprises:

- Jeffrey MacDonald (Chairman)

## **AFENTRA PLC**

### **YEAR ENDED 31 DECEMBER 2024**

- Gavin Wilson
- Paul McDade

#### **Roles and Responsibilities**

The Nominations Committee focusses on ensuring that the composition of the Board and Board Committees of the Company and its balance is optimal in order to help the Company achieve its vision and deliver its strategy to its stakeholders. Committee membership includes both the company's Chairman and its Chief Executive Officer, ensuring that it is closely in touch with Board level and day to day operational aspects of its remit. The Nominations Committee considers governance best practice taking account of the stage of development of the Company and in the scope of the Committee's work and on meeting these governance requirements it draws on external support and advisors as required. The Company Secretary acts as secretary to the Committee.

Key responsibilities of the Committee include:

- Reviewing the structure, size and composition of the Board taking into account the skills, knowledge, experience and diversity of the various Board members and making recommendations to the Board regarding potential changes;
- Considering succession planning for Directors and senior management and identifying and nominating for approval of the Board any candidates to fill Board vacancies as and when they arise;
- Reviewing the leadership needs of the Group, both Executive and Non-Executive, with a view to ensuring that the Company can continue to deliver its strategy to stakeholders;
- Reviewing the time commitment required from Non-Executive Directors;
- Appointing any external advisors to facilitate the search for Board candidates, governance best practice and approving the use of open advertising; and
- Facilitating Board evaluation.

#### **Report on activities**

Following the appointment of Thierry Tanoh as a Non-Executive Director and Chair of the Audit Committee on 13 June 2023 the Nominations Committee further reviewed the Board's expertise and concluded that it is satisfied that the composition of the Board and the Board's Committees and their leadership is appropriate for the Company at this stage of its development. The Committee continues to focus on ensuring that the composition and balance of the Board continues to be optimal to help the Company to deliver its strategy.

The Nominations Committee considered the requirements for Board member evaluation and training and this will be further reviewed by the Committee in the coming year.

The Nominations Committee conducted a review of the succession plan for the Company in order to ensure business continuity in the event of unforeseen changes such as the loss of a Director or member of the senior management team. A new succession plan was presented to the Nominations Committee addressing Non-Executive Director, Executive Director, senior management and key staff, short to mid-term and long term succession options and strategy (both internal and external succession candidates), and identification of the external support required to deliver on the plan. The Company's new succession plan addresses risk and risk mitigation for each position considered, and it was adopted by the Committee and subsequently by the Board and is effective and capable of immediate reference and application. The Committee will keep the Company's Board and senior management succession plan under review in the coming year.

# AFENTRA PLC

## YEAR ENDED 31 DECEMBER 2024

Jeffrey MacDonald - Chairman of the Nominations Committee – 02 May 2025

## Remuneration Committee Report

### Annual Statement

I am pleased to present on behalf of the Remuneration Committee, the Directors' Remuneration Committee Report for the year ended 31 December 2024. This report outlines the major decisions on Directors' remuneration during the year, our views on future remuneration and explains the context in which these decisions have been taken. Consistent with best practice, this report is divided into three sections as follows:

- This **Annual Statement**, which sets out details of the Remuneration Committee, its responsibilities and how it has operated during the year;
- The **Directors' Remuneration Policy**, which summarises the Remuneration Policy which was originally introduced by the Committee following the appointment of the new Board in 2021 and which continues to evolve as the Company grows; and
- The **Annual Report on Remuneration**, which details how the Committee operated the Policy for 2024 and how it intends to operate the Policy going forwards.

Consistent with best practice and noting Principle 9 of the new QCA Code, the Directors' Remuneration Report (i.e. the Annual Statement, the Directors' Remuneration Policy and Annual Report on Remuneration) will be taken to the Company's next Annual General Meeting in 2025 and will be the subject of an advisory vote.

### Details of the Remuneration Committee Members and its Operation

The Committee currently comprises Gavin Wilson (Chairman), Jeffrey MacDonald and Thierry Tanoh. The Remuneration Committee makes recommendations to the Board, within its agreed terms of reference, on the structure and quantum of the remuneration packages for Executive Directors and reviews the remuneration for senior management. The Committee consists entirely of Non-Executive Directors and, where appropriate, will invite other individuals such as the Chief Executive Officer and external advisors to attend meetings to provide suitable context for its discussions. Only members of the Committee participate in discussions and reach conclusions on matters for which the Committee is responsible. No member or attendee is authorised to participate in matters relating to their own remuneration. Committee composition will remain under review. The Company Secretary acts as secretary to the Committee.

### Summary of responsibilities:

- recommending to the Board a remuneration policy for the remuneration of the Chairman, Non- Executive Directors, Executive Directors and other senior management;
- within the agreed policy, determining individual remuneration packages for the Executive Directors;
- agreeing the policy on terms and conditions to be included in service agreements for the Chairman, Executive Directors, and other senior management, including termination payments and compensation commitments, where applicable; and
- the approval of any employee incentive schemes (including incentive schemes for Executive Directors) and the performance conditions to be used for such schemes including share performance targets.

# AFENTRA PLC

## YEAR ENDED 31 DECEMBER 2024

### Advisors to the Committee

FIT Remuneration Consultants LLP (FIT Remuneration) continued to provide independent advice to the Committee during the year. FIT is a member and signatory of the Remuneration Consultants Group and voluntarily operates under the Code of Conduct in relation to Executive remuneration consulting in the UK, details of which can be found at [www.remunerationconsultantsgroup.com](http://www.remunerationconsultantsgroup.com). The Company's legal adviser Pinsent Masons LLP continued to advise the Committee on the Employee Benefit Trust relating to the Company's Long Term Incentive Plan and the Founders Share Plan (FSP).

### Directors' Remuneration Policy

The Remuneration Policy is designed to align with the Company's strategy, purpose and vision and recognises the experience of the leadership team which continues to lead the transformation of the Company and facilitate new opportunities for shareholders and other stakeholders. The current Remuneration Policy is set out below.

	<b>Purpose and link to Strategy</b>	<b>Detail of operation</b>
<b>Base Salary</b>	To recruit and reward Executives of the quality required and with appropriate skills to manage and develop the Company and deliver the strategy.	<p>Base salary is normally reviewed annually taking into account the Executive Directors' performance, individual responsibilities and experience.</p> <p>The Committee may use market data where appropriate and will also consider matters of retention, motivation and economic climate as well as the challenges facing the business.</p> <p>The Committee will also consider pay increases awarded to the Company's employees when determining increases for the Executive Directors.</p> <p>There is no maximum Base Salary.</p>
<b>Benefits</b>	To provide appropriate levels of benefits to Executives of the quality required and appropriate skills to manage and develop the Company successfully.	<p>Benefits may include life assurance, travel insurance, income protection, subsidised gym membership and private medical insurance (or associated cash plan which is subject to an annual limit). Where appropriate some of these benefits are linked to base salary. Given the international nature of the business, relocation and expatriate benefits and reimbursed business expenses (including any tax liability) incurred when travelling overseas in performance of duties may be provided.</p> <p>Where future staff are employed in international jurisdictions benefit packages will be amended to fit local circumstances and market conditions.</p> <p>The maximum potential value is the cost of the provision of these benefits.</p>
<b>Pension</b>	To provide appropriate levels of pension provision to Executives of the quality required and appropriate skills to manage and develop the Company successfully.	10% of salary (delivered as a pension and/or a cash allowance).
<b>Annual Bonus</b>	To incentivise and reward the delivery of the Company's short-term strategic objectives.	<p>Maximum opportunity is up to 100% of salary p.a.</p> <p>Annual targets are normally set at the start of the relevant financial year (or shortly after a new</p>

# AFENTRA PLC

## YEAR ENDED 31 DECEMBER 2024

		Executive joins the Board) based on financial, operational, strategic and/or personal performance.
<b>Long-Term Incentives</b>	To retain, incentivise and reward the delivery of the Company's strategic objectives, and to provide further alignment with shareholders	<p>The Company operates the Founder Share Plan (FSP) whereby:</p> <ul style="list-style-type: none"> <li>• participation is limited to the founders (being those Executive Directors who have invested their own funds in the Company's shares);</li> <li>• participants will share in the growth delivered by the Company above a threshold that the Directors believe represents a challenging hurdle;</li> <li>• malus and claw back provisions will apply.</li> </ul> <p>Further details of the FSP are set out below.</p> <p>In addition, a market standard Long-Term Incentive Plan ('LTIP') was introduced to provide a long term incentive after the completion of the FSP. LTIP awards may be granted annually with vesting subject to continued service and the achievement of stretching performance targets (whether share price based, financial, operational or strategic).</p> <p>The maximum annual LTIP opportunity is 200% of annual salary.</p> <p>In addition, an aggregate dilution limit operates whereby the Company may issue no more than 15% of its share capital within a ten-year period to satisfy awards to all participants in the FSP, LTIP and any other employee share plan.</p>
<b>Shareholding Guideline</b>	To align Executive and shareholder interests.	The Committee recognises the importance of Executive Directors aligning their interests with shareholders through building up significant shareholdings in the Group. Executive Directors are expected to buy, and/or retain all shares acquired on the vesting of share awards (net of tax) until they reach a 100% of salary ownership guideline.
<b>Non-Executive Director fees</b>	To attract and retain a high-calibre Chairman and Non-Executive Directors by offering appropriate fees.	<p>The Chairman and Non-Executive Directors will receive an annual fee, normally reviewed annually taking into account the Directors' role and responsibilities, time commitment and comparator data where relevant.</p> <p>Each Non-Executive Director is entitled to be reimbursed for travel and business-associated expenses (including any tax liability) incurred in the normal course of business.</p> <p>Non-Executive Directors are not eligible to participate in the Company's pension arrangements or annual bonus plan. As detailed in the 2023 Annual Report on Remuneration, a one-off grant of market value options was awarded to the Chairman and Non-Executive Directors in July 2024.</p>

### The Founder Share Plan (FSP)

The Company's Founders' Share Plan was designed to incentivise founders Paul McDade, Ian Cloke and Anastasia Deulina to deliver exceptional returns for shareholders over a five-

# AFENTRA PLC

## YEAR ENDED 31 DECEMBER 2024

year period. Under the FSP, participants are eligible to receive 15% of the growth in returns of the Company from 16 March 2021 (being the date on which Paul McDade and Ian Cloke were appointed to the Board), should a hurdle of doubling of the Total Shareholder Return (TSR) be met. Should further capital raises occur during the FSP performance period, additional tranches under the FSP would be created with their own threshold values, calculated with reference to the growth rates required for the initial award, as well as the time remaining to each of the measurement dates.

Not more than 10% of the Company's issued ordinary share capital may be issued under the FSP and no more than 15% of the Company's issued share capital may be issued in aggregate under the FSP, LTIP and any other share plan of the Company.

Measurement of value delivered is determined by stretching performance conditions as set out in the table below. A share price of £0.15 (being the share price at which new investors acquired their interest in the Company) is used to measure the level of return at each measurement date. Testing of the level of return achieved is made at three measurement dates on the third, fourth and fifth anniversaries of 16 March 2021. At each measurement date the value of the award is driven by the return generated above the initial price of £0.15, being the threshold value.

Measurement Date	Threshold TSR	Measurement TSR
<b>First Measurement Date</b> 16 March 2024	25.99% compound annual growth from the initial price of £0.15 as at the First Measurement Date.	Average of the market value for the Company's shares for the 30-day period ending on the First Measurement Date plus the dividends paid per share from 16 March 2021 to the First Measurement Date.
<b>Second Measurement Date</b> 16 March 2025	The higher of: <ul style="list-style-type: none"><li>• 18.92% compound annual growth from the initial price of £0.15 as at the Second Measurement Date; and</li><li>• the highest previous measurement total shareholder return which resulted in Conversion.</li></ul>	Average of the market value for the Company's shares for the 30-day period ending on the Second Measurement Date plus the dividends paid per share from 16 March 2021 to the Second Measurement Date.
<b>Third Measurement Date</b> 16 March 2026	The higher of: <ul style="list-style-type: none"><li>• 14.87% compound annual growth from the initial price of £0.15 as at the Third Measurement Date; and</li><li>• the highest previous measurement total shareholder return which resulted in Conversion.</li></ul>	Average of the market value for the Company's shares for the 30-day period ending on the Third Measurement Date plus the dividends paid per share from 16 March 2021 to the Third Measurement Date.

If at the Measurement Dates in years three (16 March 2024) and/or four (16 March 2025) the threshold value has been reached, then nil cost options will be awarded of which half will vest and can be exercised immediately with the remaining half awarded on such Measurement Dates deferred until the third (and final) Measurement Date in year five on 16 March 2026. All nil cost options awarded in respect of the third (and final) Measurement Date vest immediately. Awards of all nil cost options will be made after approval by the Remuneration Committee taking into account the overall performance of the Company during the relevant performance period.

### FSP Awards

The following awards were made under the FSP, which were conditional upon the completion of a material acquisition (which occurred in 2023). These are expressed in each case as a percentage of the nil cost options to be awarded to the Executive team in aggregate in the event that the threshold conditions for the award of nil cost options is met:

# AFENTRA PLC

## YEAR ENDED 31 DECEMBER 2024

Founder	% Entitlement of Total Allocation
Paul McDade	41.5%
Ian Cloke	31.0%
Anastasia Deulina	27.5%

### Service Contracts and Termination of employment

No Director currently has a notice period greater than 12 months and the service contracts of each Executive Director contain no provision for pre-determined compensation on termination which exceeds 12 months' salary and benefits. If an Executive Director's appointment is terminated within three months of a change of control of the Company, the relevant Executive Director will be entitled to an amount equivalent to the gross value of (i) one year's salary and other contractual benefits (save in respect of holiday entitlement) and (ii) sixty-five per cent. (65%) of the annual bonus (if any) paid or to be paid to that Director in respect of the financial year immediately preceding the financial year in which notice of termination was given to such Director, less any sums paid to such Director by way of notice or payment in lieu of notice.

Termination payments made to Directors on loss of office that are not provided for within their service contracts are only made if the Remuneration Committee considers them appropriate, has recommended them to the Board and the Board has given its approval.

A bonus payment will not normally be made to a Director under notice, although there may be circumstances where one or more clear, specific and determinable KPIs have been achieved which justify a limited bonus payment.

### Annual Report on Remuneration

#### Remuneration of Directors for the year ended 31 December 2024

The table below reports single figure remuneration of the Directors received in 2024 and the prior year (2023).

DIRECTORS REMUNERATION					
	Fees and		Defined	Benefits	Single figure
	basic	Bonus <sup>1</sup>	contribution	in kind	remuneration
2024 REMUNERATION	salary		pension <sup>2</sup>		Total
	£	£	£	£	2024
					£
<b>Executive Directors</b>					
Paul McDade	382,200	267,540	38,220	10,958	698,918
Ian Cloke	311,220	217,854	31,122	8,754	568,950
Anastasia Deulina	311,220	217,854	31,122	6,835	567,031
<b>Non-Executive Directors</b>					
Jeffrey MacDonald <sup>3</sup>	103,980	-	-	-	103,980
Gavin Wilson <sup>3</sup>	64,498	-	-	-	64,498
Thierry Tanoh <sup>3,4</sup>	55,827	-	-	13,088	68,915

# AFENTRA PLC

## YEAR ENDED 31 DECEMBER 2024

Aggregate remuneration 2024 (£)	1,228,945	703,248	100,464	39,635	2,072,292
Aggregate remuneration 2024 (US\$)	1,571,083	899,032	128,433	50,669	2,649,217

	Fees and basic salary £	Bonus <sup>5</sup> £	Defined contribution pension <sup>2</sup> £	Benefits in kind £	Single figure remuneration Total 2023 £
<b>2023 REMUNERATION</b>					
<b>Executive Directors</b>					
Paul McDade	367,500	367,500	36,750	10,196	781,946
Ian Cloke	299,250	299,250	29,925	8,121	636,546
Anastasia Deulina	299,250	299,250	29,925	8,341	636,766
<b>Non-Executive Directors</b>					
Jeffrey MacDonald	96,000	-	-	-	96,000
Gavin Wilson	45,000	-	-	-	45,000
Thierry Tanoh	29,077	-	-	-	29,077
Aggregate remuneration 2023 (£)	1,136,077	966,000	96,600	26,658	2,225,335
Aggregate remuneration 2023 (US\$)	1,449,367	1,201,129	120,113	33,147	2,803,756

<sup>1</sup> Performance in respect of 2024, with payment made in 2025

<sup>2</sup> Defined pension contributions paid as cash

<sup>3</sup> Fees and basic salary include 2023 and 2024 reimbursed expenses grossed up for tax

<sup>4</sup> Benefits in kind relate to expenses paid directly by the Company in respect of 2023 and 2024 expenses

<sup>5</sup> Performance in respect of 2023, with payment made in 2024

### Annual Bonus Awards for 2024

The annual bonus KPIs for 2024 were based on a combination of the continued delivery of the Company's "buy and build" acquisition strategy, Asset and ESG performance on Block 3/05 and 3/05A and the effective management of the 2024 corporate budget. Details of the targets, weightings, performance assessment and bonus awards are set out below:

Target	Committee Assessment	Weighting	Award
<b>Progress on Buy Build Strategy</b>	The Company made significant progress on the buy and build strategy in 2024 completing the Azule acquisition in May for further equity in Blocks 3/05 and 3/05A and concluding the award to the Company of equity in Angolan onshore Blocks KON15 and KON19	45%	22%

## AFENTRA PLC

### YEAR ENDED 31 DECEMBER 2024

	following Government approval. The Azure acquisition (taken together with prior acquisitions in Blocks 3/05 and 3/05A from INA and Sonangol which completed in 2023) is aligned with Afentra's strategy of delivering value accretive acquisitions that provide access to production assets that deliver material cashflow and have significant development upside. The direct award of equity interests in onshore exploration licences in 2024 is consistent with the growth and build strategy of the Company.		
<b>Asset and ESG Performance</b>	The Company's participation as a non-operating partner has positively impacted the performance of the Block 3/05 and 3/05A assets with the main outcome being production delivery of 21,111 bopd at the top end of the target range for FY 2024, a reserve addition of 15.4mmbo over 18 months and increased focus on upside project /opportunity identification. On costs the focus has continued on developing a detailed understanding of the cost drivers and working with the Operator to safely reduce costs over time, including commissioning an operating cost benchmarking study through a global management consulting firm McKinsey & Company and working with the Operator on study findings. On ESG performance our efforts have been on increasing the focus on emissions, and implementing a plan to reduce, with tangible actions underway.	45%	40%
<b>G&amp;A Budget</b>	The underlying 2024 G&A costs were delivered within 10% % of the budget agreed with the Board.	10%	8%
<b>Total</b>		<b>100%</b>	<b>70%</b>

Given this overall performance of the team versus the KPI targets that were set and the progress the Company made in 2024, the Executive Directors will receive an annual bonus of 70% of salary.

#### FSP share options granted in 2023 which vested in 2025 (2<sup>nd</sup> Measurement Date)

The table below sets out the nil cost share options which vested at the 2<sup>nd</sup> Measurement Date of the FSP on 16<sup>th</sup> March 2025.

2025 2 <sup>nd</sup> Measurement Date 16 March 2025						
Founders Share Plan	Nil cost options granted	Nil cost options available to vest	Ordinary shares received net of tax	Percentage of issued share capital	Gross number of unvested nil cost options (awarded 2 <sup>nd</sup> Measurement Date)	Gross number of unvested nil cost options Total (vesting 16 March 2026)
Paul McDade	597,786	298,893	158,413	0.070%	298,893	4,546,451
Ian Cloke	446,539	223,269	118,333	0.052%	223,270	3,396,145
Anastasia Deulina	396,123	198,061	104,973	0.046%	198,062	3,012,709

#### LTIPs granted in 2024

Following consultation with major shareholders and the approval of the updated Remuneration policy at the 2024 AGM, the Company amended its annual LTIP policy to address LTIP awards to the Executive Directors. The first awards to the Executive Directors under the amended LTIP policy were made on 12 July 2024 which will vest in 2027 following the final FSP awards in 2026. Details of the awards granted are as follows:

## AFENTRA PLC

### YEAR ENDED 31 DECEMBER 2024

Name of Participant	Grant Value (% of salary)	Number of Shares under Award*	Award Structure
Paul McDade	200%	1,453,287	Option with nil Option Price
Anastasia Deulina	150%	887,543	Conditional Award (US)
Ian Cloke	150%	887,543	Option with nil Option Price

\*Based on £0.52598 (being the average share price in the three month period immediately preceding the Grant Date).

<b>Vesting Period:</b>	Awards will vest three years from 12 July 2024 Grant Date subject to performance and continued employment
<b>Performance Targets:</b>	0% of awards will vest for absolute TSR of 10% p.a. increasing pro-rata to 100% of awards vesting for absolute TSR of 35% p.a. as measured over the three-years from grant
<b>Reference Price:</b>	The number of Shares over which the Awards were granted was determined as the result of the percentage of Base Salary (expressed in GBP) on the Grant Date divided by £0.52598 (being the average of the closing middle-market quotations for Shares (as derived from AIM) for the dealing days in the three month period immediately preceding the Grant Date).

### LTIPs granted in 2025

Consistent with the Company's annual LTIP grant policy, the following LTIP awards were granted to Executive Directors on 16 March 2025:

Name of Participant	Grant Value (% of salary)	Number of Shares under Award*	Award Structure
Paul McDade	200% Base Salary	2,075,256	Option with nil Option Price
Anastasia Deulina	150% Base Salary	1,140,652	Conditional Award (US)

## AFENTRA PLC

### YEAR ENDED 31 DECEMBER 2024

Ian Cloke	150% Base Salary	1,140,652	Option with nil Option Price
-----------	------------------	-----------	------------------------------

\*Based on £0.423591 (being the average share price in the thirty days period immediately preceding the Grant Date).

**Vesting Period:** Awards will vest three years from 16 March 2025 Grant Date grant subject to performance and continued employment

**Performance Targets** 60% on an Absolute Award basis and 40% on a Relative Award basis

**Absolute Award** measured as follows:

Provided the trigger of TSR of 10% per annum increase over the three year vesting period is met (based on TSR increase measured from the share price of £0.423591 (being the average of the closing middle-market quotations for Shares (as derived from AIM) for the dealing days in the thirty days immediately preceding the Grant Date of 16th March 2025), then number of Company shares subject to the Absolute Award that will vest will be 0% of the award will vest for absolute TSR of 10% p.a. increasing to 100% of awards vesting for absolute TSR of 35% p.a. as measured over the three years from the Grant Date (16th March 2025) and using the net Return Index basis of calculation of TSR by reference to the 30 day period ending on the applicable day.

**Relative Award** measured as follows:

Zero percent (0%) of the Relative Award will vest where the relative increase in the Company's share price over the vesting period (measured in percentage terms) is lower than the relative increase in share price over the vesting period of the ninth best performing company in the Company Peer Group; (measured in percentage terms); and

In the following increments: 12.5%, 25%, 37.5%, 50%, 62.5%, 75%, 87.5% and 100% of the Relative Award will vest where the relative increase in the Company share price over the vesting period (measured in percentage terms) is equal or higher sequentially to the relative increase in share price over the vesting period of the ninth, eighth, seventh, sixth, fifth, fourth, third and second best performing companies in the Company Peer Group (measured in percentage terms)

“**Company Peer Group**” is a group of fifteen company's agreed by the Remuneration Committee as appropriate for the purpose of comparative analysis against the Company for a range of performance metrics, including for LTIP scheme Relative Award performance measurement.

#### **Grant of Non-Executive Director Share Options – Market Value Options.**

Following consultation with major shareholders, a one-off grant of Market Value Options (MVOs) to the Non-Executive Directors was approved by the shareholders at the Company's

# AFENTRA PLC

## YEAR ENDED 31 DECEMBER 2024

Annual General Meeting on 27 June 2024. The MVOs will vest in a single tranche three years from the date of grant and once vested, will normally remain exercisable until the 10th anniversary of the grant.

Jeffrey MacDonald, Thierry Tanoh and Gavin Wilson each received market value share options over 1,500,000 shares (i.e. 4.5m shares in total, which equated to circa 2% of the Company's then current issued share capital) with a Grant Date of 12 July 2024 and at an exercise price of £0.5740 per Ordinary Shares.

### Implementation of the Remuneration Policy for 2025

In 2024 the Remuneration Committee requested FIT Remuneration Consultants, Afentra's remuneration advisors, to perform a comparative review of the Executive Reward Package to ensure that it was both appropriate and competitive and FIT reported in October 2024. The FIT review benchmarked the total remuneration packages (base salary, bonus, incentive awards and pension) of the Executive Directors of the Company against a cross section of companies including oil and gas companies with similar market capitalization as the Company and other companies not all of which were UK based or AIM listed. The review conclusions were that the Chief Executive Officer's total remuneration package was below market (particularly base salary and bonus), whereas the remuneration packages of the Chief Operating Officer and the Chief Financial Officer were largely competitive. Considering the findings of the FIT review, the Remuneration Committee determined to adjust the remuneration package of the Chief Executive Officer, Paul McDade by an exceptional base salary increase of 15%, but not to adjust the remuneration packages of the Chief Operating Officer, Ian Cloke and the Chief Financial Officer, Anastasia Deulina, other than by the standard incremental annual base salary increase, in line with other Company staff base salary increases. Following this review a summary of how the Committee intends to operate the Policy for 2025 is set out below:

<b>Base salary</b>	As detailed above and effective 1 January 2025, the CEO received a base salary increase of 15% whilst the other Executive Directors received base salary increases in line with the average workforce increase. The current salaries of the Executive Directors for 2025 are: Paul McDade £439,530, Ian Cloke £322,113 and Anastasia Deulina £322,113.
<b>Pension</b>	10% of salary in line with the Remuneration Policy.
<b>Annual Bonus</b>	Annual Bonus will continue to be capped at 100% of base salary. Performance metrics will be based on the following: <ul style="list-style-type: none"><li>• Business Development delivery (37.50%),</li><li>• Block 3/05, 30/05A &amp; 23 Asset and ESG performance (37.5%)</li><li>• Onshore Licence Delivery (10%)</li><li>• G&amp;A budget delivery (10%)</li><li>• Communication with investors (5%)</li></ul> Unless considered commercially sensitive, the targets and performance against these targets will be disclosed in the Remuneration Committee report for the year ending 31 December 2025.
<b>FSP</b>	Awards have been made to the Executive team under the FSP at the second measurement date as detailed above. The FSP will continue to operate through to the final measurement date of 16 <sup>th</sup> March 2026.

# AFENTRA PLC

## YEAR ENDED 31 DECEMBER 2024

<b>LTIP</b>	Awards have been made to the Executive team under the annual LTIP award scheme as detailed above.
<b>Non-Executive Fees</b>	The Non-Executive Chairman and Non-Executive Directors will receive the following fees for 2025: Jeffrey McDonald £96,000; Gavin Wilson £55,000 (includes £10,000 for Chairmanship of the Remuneration Committee) and Thierry Tanoh £55,000 (includes £10,000 for Chairmanship of the Audit Committee).

### Statement of Directors interests

The current Directors' beneficial interests in the issued share capital of the Company are as follows:

Ordinary shares of 10p each	02 May 2025	30-May 2024
<b>Executive Directors</b>		
Paul McDade	5,339,398	5,339,398
Ian Cloke	3,807,211	3,807,455
Anastasia Deulina	2,539,663	2,539,835
<b>Non-Executive Directors</b>		
Gavin Wilson	3,231,666	3,231,666
Jeffrey MacDonald	60,000	60,000
Thierry Tanoh	-	-

The current Directors' beneficial interests in unvested nil cost options (FSP and LTIP) are as follows:

Gross no. of unvested nil cost options	02 May 2025			12 July 2024		
	TOTAL	LTIP	FSP	TOTAL	LTIP	FSP
<u>Executive Directors</u>						
Paul McDade	8,074,994	3,528,543	4,546,451	5,700,845	1,453,287	4,247,558
Ian Cloke	5,424,340	2,028,195	3,396,145	4,060,418	887,543	3,172,875
Anastasia Deulina	5,130,904	2,028,195	3,102,709	3,702,190	887,543	2,814,647

## AFENTRA PLC

### YEAR ENDED 31 DECEMBER 2024

Beneficial shareholdings include the shareholdings of a Director's spouse and infant children.

#### Directors' and Officers' liability insurance

The Company has granted an indemnity to its Directors (including subsidiary undertakings) under which the Company will, to the maximum extent possible by law, indemnify them against all costs, charges, losses and liabilities incurred by them in the performance of their duties.

The Company provides limited Directors' and Officers' liability insurance, at a cost of approximately \$44.9k in 2024 (2023: \$62.9k).

#### External directorships

None of the Executive Directors receive fees in relation to directorships in other companies.

**Gavin Wilson** - Chairman of the Remuneration Committee – 02 May 2025

### Extractive Industries Transparency Initiative (EITI)

In accordance with the Transparency Criteria as set out by the EITI, the following payments to government bodies have been made during the years ended 31 December 2024 and 2023:

	2024	2023
	\$000	\$000
Angola – Block 3/05	9,286	1,856
Angola – Block 3/05A	476	-
Other Angola	140	-
Somaliland – Odewayne <sup>1</sup>	75	75
	<u>9,977</u>	<u>1,931</u>

<sup>1</sup> Payments made by Genel Energy. Afentra (East Africa) Ltd fully carried for its share of cost.

### Directors' Report

The Directors present their Annual Report and Financial Statements on the affairs of the Company and its subsidiaries, together with the independent Auditors' Report for the year ended 31 December 2024.

#### Principal activity and business review

With West Africa as its geographic focus, the principal activities of the Group and Company throughout the year were completion of the Angolan Azule asset transaction (increasing its

## **AFENTRA PLC**

### **YEAR ENDED 31 DECEMBER 2024**

participating interest in Blocks 3/05 and 3/05A), furthering its participation as a valued and proactive non-operating partner on the two acquired Blocks, 3/05 and 3/05A, concluding the terms of its participation in onshore Blocks KON15 and KON19 and identifying further upstream opportunities by way of acquisition and obtaining upstream licence interests. The future strategy and prospects for the Group are reviewed in detail in the Chairman's Statement, Chief Executive Officer's Statement and the Strategic Report section of this report.

The Group operates through subsidiary undertakings as appropriate to the fiscal environment. Subsidiary undertakings of the Group are set out in Note 12 to the financial statements.

In 2024 the Group used several KPIs to assess the business performance against strategy including M&A led growth initiatives and acquisitions, managing the performance of the group's newly acquired assets and controlling its G&A expenses.

In 2025 the future developments of the Group will be focused on realising the upside of the portfolio assembled, commencement of its participation in the Angolan onshore Blocks KON15 and KON19, the safe operational delivery of asset performance targets and further M&A and new licence opportunities, as described in the Strategic Report pages 1663. This will be achieved in part through the continued expansion of the Company's Angolan based workforce.

#### **Results and dividends**

The Group profit for the financial year was \$52.4 million (2023: loss \$2.7 million). This leaves accumulated Group retained earnings of \$69.2 million (2023: retained earnings of \$19.2 million) to be carried forward. The Directors do not recommend the payment of a dividend (2023: \$nil).

#### **Directors Liabilities**

Qualifying third-party indemnity provisions for the benefit of all the Directors were in force throughout the financial year and they remained in force as at the date of approval of the Annual Report as described in the Remuneration Committee report pages 77–87.

#### **Going concern**

The Group's business activities, together with the factors likely to affect its future development, performance and position are set out in the Operations Review on pages 24-39. The financial position of the Group and Company, its cash flows and liquidity position are described in the Financial Review on pages 60-63. In addition, Note 23 to the financial statements includes the Group's objectives, policies and processes for managing its capital financial risk: details of its financial instruments and its exposures to credit risk and liquidity risk.

The Group has sufficient cash resources for its working capital needs and its committed capital expenditure programme at least for the next 12 months from signing of the annual report. Consequently, the Directors believe that both the Group and Company are well placed to manage their business risks successfully.

The Group has sufficient cash resources based on existing cash on balance sheet, proceeds from future oil sales and access to the revolving working capital facility to meet its liabilities as they fall due for a period of at least 12 months from the date of signing these financial statements, based on forecasts covering the period through to 30 April 2026.

The Board has looked at a combination of downside scenarios, including a production shortfall alongside higher costs and lower than anticipated oil prices. The impact of the downside scenarios can be mitigated by a combination of existing hedges and rephasing of certain projects included in the preliminary capital expenditure programme by the Joint Venture. The Board also notes the implementation of the hedging policy and is confident in the utilisation of commodity-based derivatives to manage oil price downside risk. The existing financial covenants, the tests of which for current borrowings, have been passed for the Historic Ratio

## AFENTRA PLC

### YEAR ENDED 31 DECEMBER 2024

(Net debt/EBITDA) and the Gross liquidity test, and are not forecast to be breached within the going concern period. Thus, the Board believes it is appropriate to continue to adopt the going concern basis of accounting in preparation of the financial statements.

The Directors have at the time of approving the financial statements, a reasonable expectation that the Group has adequate resources to continue in operational existence for the foreseeable future.

#### Capital structure

Details of the issued share capital, together with details of the movements in the Company's issued share capital during the year, are shown in Note 17 to the financial statements. The Company has one class of ordinary share, which carries no right to fixed income. Each share carries the right to one vote at general meetings of the Company. There are no specific restrictions on the size of a holding nor on the transfer of shares, which are both governed by the general provisions of the Articles of Association of the Company and prevailing legislation. The Directors are not aware of any agreements between holders of the Company's shares that may result in restrictions on the transfer of securities or on voting rights. No person has any special rights of control over the Company's share capital and all issued shares are fully paid.

#### Directors

The Directors who served during the year were as follows:

Mr. Paul McDade

Mr. Ian Cloke

Ms. Anastasia Deulina

Mr. Jeffrey MacDonald

Mr. Thierry Tanoh

Mr. Gavin Wilson

Biographical details of the current serving Directors can be found in the Board of Directors section of this report on page 66.

#### Directors and election rotation

With regard to the appointment and re-election of the Directors, the Company is governed by its Articles of Association, the Companies Acts and related legislation.

#### Significant shareholdings

Except for the holdings of ordinary shares listed below, the Company has not been notified by or become aware of any persons holding 3% or more of the 226,155,990 issued ordinary shares of 10 pence each of the Company at 22 April 2025:

	Number	%
Askar Alshinbayev	[48,104,784]	[21.27%]
Denis O'Brien	[16,000,000]	[7.07%]
Kite Lake Capital Management (UK) LLP	[13,500,000]	[5.97%]
Athos Capital Limited	[6,887,073]	[3.05%]

# AFENTRA PLC

## YEAR ENDED 31 DECEMBER 2024

### Business risk

A summary of the principle and general business risks can be found within the Strategic Report on pages 54–57.

### Financial instruments

Information about the use of financial instruments, the Group's policy and objectives for financial risk management is given in Note 23 to the financial statements.

### Subsequent events

Details of the subsequent events are given in Note 30 to the financial statements.

### Auditors

Each of the persons who are a Director at the date of approval of this Report and Financial Statements confirms that:

- so far as the Director is aware, there is no relevant audit information of which the Company's Auditors are unaware; and
- the Director has taken all the steps that it ought to have taken as a director in order to make themselves aware of any relevant audit information and to establish that the Company's Auditors are aware of that information.

This confirmation is given and should be interpreted in accordance with the provisions of section 418 of the Companies Act 2006.

BDO LLP was re-appointed as Auditor in 2024 and will therefore continue in office as Auditors. A resolution to appoint BDO will be proposed at the forthcoming Annual General Meeting to be held on 4 June 2025.

For and on behalf of the Board



**Paul McDade** - Chief Executive Officer – 02 May 2025

## Statement of Directors' Responsibilities

The Directors are responsible for preparing the annual report and the financial statements in accordance with applicable law and regulations.

Company law requires the directors to prepare financial statements for each financial year. Under that law the directors are required to prepare the Group and Company financial statements in accordance with UK adopted international accounting standards. Under company law the directors must not approve the financial statements unless they are satisfied that they give a true and fair view of the state of affairs of the Group and Company and of the profit or loss of the Group for that period.

In preparing these financial statements, the Directors are required to:

- select suitable accounting policies and then apply them consistently;
- make judgements and accounting estimates that are reasonable and prudent;

## **AFENTRA PLC**

### **YEAR ENDED 31 DECEMBER 2024**

- state whether they have been prepared in accordance with UK adopted international accounting standards subject to any material departures disclosed and explained in the financial statements;
- prepare the financial statements on the going concern basis unless it is inappropriate to presume that the Group and the Company will continue in business.

The Directors are responsible for keeping adequate accounting records that are sufficient to show and explain the Company's transactions and disclose with reasonable accuracy at any time the financial position of the Company and enable them to ensure that the Financial Statements comply with the requirements of the Companies Act 2006. They are also responsible for safeguarding the assets of the Company and hence for taking reasonable steps for the prevention and detection of fraud and other irregularities.

#### **Website publication**

The Directors are responsible for ensuring the Annual Report and the Financial Statements are made available on a website. Financial Statements are published on the Company's website in accordance with legislation in the United Kingdom governing the preparation and dissemination of Financial Statements, which may vary from legislation in other jurisdictions. The maintenance and integrity of the Company's website is the responsibility of the Directors. The Directors' responsibility also extends to the ongoing integrity of the Financial Statements contained therein.

For and on behalf of the Board

**Paul McDade** - Chief Executive Officer – 02 May 2025



**Anastasia Deulina** - Chief Financial Officer – 02 May 2025



## **Independent auditor report to the members of Afentra Plc**

### **Opinion on the financial statements**

In our opinion:

- the financial statements give a true and fair view of the state of the Group's and of the Parent Company's affairs as at 31 December 2024 and of the Group's profit for the year then ended;
- the Group financial statements have been properly prepared in accordance with UK adopted international accounting standards;
- the Parent Company financial statements have been properly prepared in accordance with United Kingdom Generally Accepted Accounting Practice; and

# AFENTRA PLC

## YEAR ENDED 31 DECEMBER 2024

- the financial statements have been prepared in accordance with the requirements of the Companies Act 2006.

We have audited the financial statements of Afentra Plc (the 'Parent Company') and its subsidiaries (the 'Group') for the year ended 31 December 2024 which comprise the consolidated statement of profit or loss and other comprehensive income, the consolidated statement of financial position, the consolidated statement of changes in equity, the consolidated statement of cash flows, the company statement of financial position, the company statement of changes in equity, and notes to the financial statements, including a summary of material accounting policy information.

The financial reporting framework that has been applied in the preparation of the Group financial statements is applicable law and UK adopted international accounting standards. The financial reporting framework that has been applied in the preparation of the Parent Company financial statements is applicable law and United Kingdom Accounting Standards, including Financial Reporting Standard 101 *Reduced Disclosure Framework* (United Kingdom Generally Accepted Accounting Practice).

### **Basis for opinion**

We conducted our audit in accordance with International Standards on Auditing (UK) (ISAs (UK)) and applicable law. Our responsibilities under those standards are further described in the Auditor's responsibilities for the audit of the financial statements section of our report. We believe that the audit evidence we have obtained is sufficient and appropriate to provide a basis for our opinion.

### *Independence*

We remain independent of the Group and the Parent Company in accordance with the ethical requirements that are relevant to our audit of the financial statements in the UK, including the FRC's Ethical Standard as applied to listed entities, and we have fulfilled our other ethical responsibilities in accordance with these requirements.

### **Conclusions relating to going concern**

In auditing the financial statements, we have concluded that the Directors' use of the going concern basis of accounting in the preparation of the financial statements is appropriate. Our evaluation of the Directors' assessment of the Group and the Parent Company's ability to continue to adopt the going concern basis of accounting included:

- Verifying the opening cash position used in the cash flow forecast.
- Reviewing and recalculating forecast covenants included in the Reserve Based Lending facility.
- Obtaining and assessing the reasonableness of the Group and Parent Company's base case cash flow forecasts and underlying assumptions which have been approved by the Board, by reviewing historic forecasts against actuals in order to assess the ability of Management to forecast accurately.
- Reviewing licence agreements to check that committed expenditure is appropriately included in forecasts.
- Comparing the level of committed exploration and investment spend per the Group's and Parent Company's contractual arrangements to the level of such expenditure included in the going concern model.

# AFENTRA PLC

## YEAR ENDED 31 DECEMBER 2024

- Performing checks on the arithmetical accuracy of the cash flow forecasts approved by the directors.
- Reviewing stress test scenarios including scenarios relating to reduced production levels, increased costs and reduced commodity prices.
- Reviewing and consideration of mitigating actions included by management in the stress test scenario to ensure that these are reasonable and appropriate.
- Reviewing and considering the adequacy of disclosures in the financial statements relating to the Directors' assessment of the going concern basis of preparation in order to conclude whether the disclosure reflects our understanding of the business and evidence obtained during the course of the audit.

Based on the work we have performed, we have not identified any material uncertainties relating to events or conditions that, individually or collectively, may cast significant doubt on the Group and the Parent Company's ability to continue as a going concern for a period of at least twelve months from when the financial statements are authorised for issue.

Our responsibilities and the responsibilities of the Directors with respect to going concern are described in the relevant sections of this report.

### Overview

		2024	2023
<b>Key audit matters</b>	Accounting for decommissioning obligation and prefund assets	Yes	No
	Impairment of Parent Company's loans receivable from subsidiaries*	Yes	Yes
	Carrying value of exploration and evaluation assets	No	Yes
	Acquisition accounting	No	Yes
	Carrying value of exploration and evaluation assets is no longer considered to be a key audit matter because while there remains judgement involved in the identification of impairment indicators in exploration and evaluation assets, the judgement is not assessed to be significant as at 31 December 2024.		
	Acquisition accounting was performed for the first time in 2023. As the acquisition in 2024 is similar to the 2023 acquisitions, and the accounting methodology is now established, it is no longer considered a key audit matter in the current year.		
	* In the prior year, carrying value of net investment in subsidiaries (investments and loans receivables) in the Parent Company Accounts was a Key audit matter.		

# AFENTRA PLC

## YEAR ENDED 31 DECEMBER 2024

	In the current year, management impaired the parent company's receivable balance from its UK subsidiaries and recognised a further impairment loss of \$20 million. Therefore, our Key audit matter in the current year is on the impairment of loans receivable from subsidiaries.
<b>Materiality</b>	<p><i>Group financial statements as a whole</i></p> <p>\$3.3 million (2023: \$1.6million) based on 5% profit before tax (2023: based on 3.5% of net assets)</p>

### An overview of the scope of our audit

Our Group audit was scoped by obtaining an understanding of the Group and its environment, the applicable financial reporting framework and the Group's system of internal control. On the basis of this, we identified and assessed the risks of material misstatement of the Group financial statements including with respect to the consolidation process. We then applied professional judgement to focus our audit procedures on the areas that posed the greatest risks to the group financial statements. We continually assessed risks throughout our audit, revising the risks where necessary, with the aim of reducing the group risk of material misstatement to an acceptable level, in order to provide a basis for our opinion.

#### *Components in scope*

From the above risk assessment and planning procedures, we determined which of the Group's components were likely to include risks of material misstatement relevant to the Group's financial statements. We then determined the type of procedures to be performed at these components, and the extent to which component auditors were required to be involved.

The total number of components within the scope of our work was as follows:

	Number of components	
	FY 2024	FY2023
Audit procedures on entire financial information of the component (2023: Significant components due to size) [1]	4	3
Audit procedures on one or more account balances, classes of transactions or disclosures (2023: Significant components due to risk) [2]	2	2
	<u>6</u>	<u>5</u>

As part of performing our Group audit, we have determined the components in scope as follows:

Scope [1]: Comprises Afentra Plc (Parent Company), Afentra (Angola) Limited, Afentra (UK) Limited and Afentra (Onshore Developments) Limited.

# AFENTRA PLC

## YEAR ENDED 31 DECEMBER 2024

Scope [2]: Comprises Afentra Northwest Africa Holdings sub-consolidation which is made up of Afentra North west Africa Limited, Afentra Holdings Limited and Afentra (East Africa) Limited as well as Afentra (Offshore Developments) Limited

In determining components, we have considered how components are organised within the Group, and the commonality of control environments, legal and regulatory framework, and level of aggregation associated with individual entities. Whilst there is relative commonality of controls across the Group, differences in jurisdictional risk, and the legal and regulatory frameworks under which the entities operate, prevent the further amalgamation of components.

For components in scope, we used a combination of risk assessment procedures and further audit procedures to obtain sufficient appropriate evidence. These further audit procedures included:

- Procedures on the entire financial information of the components where identified aggregation risk, including performing substantive procedures and
- Procedures on one or more classes of transactions, account balances or disclosures for components where we identified low or no aggregation of risks

### *Changes from the prior year*

In the current year there have been no changes to the group audit scope from the prior year.

### *Climate change*

Our work on the assessment of potential impacts of climate-related risks on the Group's operations and financial statements included:

- Enquiries and challenge of management to understand the actions they have taken to identify climate-related risks and their potential impacts on the financial statements and adequately disclose climate-related risks within the annual report;
- Our own qualitative risk assessment taking into consideration the sector in which the Group operates and how climate change affects this particular sector; and
- Review of the minutes of Board and Audit Committee meeting and other papers related to climate change and performed a risk assessment as to how any climate change considerations may affect the financial statements and our audit.

We challenged the extent to which climate-related considerations, including the expected cash flows from the initiatives and commitments have been reflected, where appropriate, in the Directors' going concern assessment and in management's judgements and estimates in relation to cashflow forecasts.

We also assessed the consistency of management's disclosures included as Other Information in the annual report with the financial statements and with our knowledge obtained from the audit.

Based on our risk assessment procedures, we did not identify there to be any Key Audit Matters which materially impacted by climate-related risks.

### *Key audit matters*

Key audit matters are those matters that, in our professional judgement, were of most significance in our audit of the financial statements of the current period and include the most significant assessed

# AFENTRA PLC

## YEAR ENDED 31 DECEMBER 2024

risks of material misstatement (whether or not due to fraud) that we identified, including those which had the greatest effect on: the overall audit strategy, the allocation of resources in the audit, and directing the efforts of the engagement team. These matters were addressed in the context of our audit of the financial statements as a whole, and in forming our opinion thereon, and we do not provide a separate opinion on these matters.

Key audit matter		How the scope of our audit addressed the key audit matter
<p><b>Accounting for decommissioning obligation and prefund asset</b></p> <p>See Note 1 for details of the accounting policy and Note 2 for the judgements relating to this key audit matter.</p> <p>Details of the restatement of the decommissioning provision and associated pre-funding asset are provided in note 29.</p>	<p>As a current party to the Block 3/05 Production sharing agreement (PSA) and the Joint Operating Agreement (JOA), the Group has an obligation for its share of abandonment and decommissioning works which have been prefunded by the contractor group (parties to the JOA and PSA agreements) and paid to the concessionaire.</p> <p>The Group recognised its share of the decommissioning liability (\$77m) and the prefund asset (\$77m) on a gross basis in the statement of financial position as at 31 December 2023.</p> <p>As disclosed in Note 29, in the current year, further information was obtained during the second half of 2024 that provided certainty that the contractual position was that the contractor group would be discharged of its obligation to decommission the field should the pre-funding held by the concessionaire not be made available when due. Accordingly, management has recorded the liability net of the prefund asset and restated the balances as at 31 December 2023.</p> <p>Given the materiality of the balances of the decommissioning obligation</p>	<p>Our specific audit testing included the following:</p> <ul style="list-style-type: none"> <li>• Confirmed directly with Agencia Nacional de Petroleo Gas e Biocombustiveis (ANPG) (the concessionaire), the amounts historically deposited by the contractor group at year end. We also confirmed with ANPG whether the contractor group will have further liability for decommissioning and will be indemnified by ANPG, if the abandonment funds are not made available;</li> <li>• Obtained and reviewed legal opinions provided by Management's internal and external experts who interpreted the obligations and rights of the contractor group in the PSA;</li> <li>• Evaluated the competence and objectivity of the managements (Internal and external) experts;</li> <li>• Reviewed the production sharing agreement (PSA) and corroborated the contents in the PSA with the text included in the legal opinions, which referenced extracts of the PSA;</li> <li>• Assessed whether the previous abandonment cost estimates approved at the Operator Committee Meeting ('OCM') (which were the basis for the funds deposited) remain reasonable by obtaining the cost estimate workings and challenging management on how these remain appropriate;</li> <li>• Reviewed the minutes of the recent OCM Meetings to evaluate whether there are recent estimates of the decommissioning costs which would impact the value of the decommissioning obligation;</li> <li>• With the assistance of our technical experts, we reviewed the fact pattern against the guidance and</li> </ul>

# AFENTRA PLC

## YEAR ENDED 31 DECEMBER 2024

	<p>and the prefunded asset on the statement of financial position and the prior period restatement, we considered this to be a key audit matter.</p>	<p>requirements of IFRIC 5 and IAS 37; and                  Reviewed and assessed the adequacy of the disclosures on the restatement in the financial statements to check if they were prepared in accordance with the requirements of the applicable accounting standards.</p> <p><b>Key observations:</b></p> <p>Based on the procedures performed, we consider the judgments made by Management regarding the accounting for the prefund asset and decommissioning liability on a net basis to be reasonable.</p>
<p><b>Impairment of Parent Company's loans receivable from subsidiaries</b></p> <p>See Note 1m for details of the accounting policy, and Note 2 for the critical accounting estimates and assumptions relating to this key audit matter.</p> <p>Details of the Parent Company's receivables from subsidiaries are provided in Note 14.</p>	<p>Management has impaired the parent company's receivable balance from its UK subsidiaries and recognised an impairment loss of \$20 million (2023: Nil) based on the recoverable value.</p> <p>The assessment of the recoverability of the loans to the subsidiaries requires significant judgement relating to the outcome of oil and gas exploration activities.</p> <p>The material value of the impairment and the significant judgement, estimates and assumptions involved in determining the expected credit losses makes this a key area of focus for our audit, and we have considered this to be a key audit matter.</p>	<p>Our specific audit testing regarding this included the following:</p> <ul style="list-style-type: none"> <li>• We reviewed the estimates and assumptions used in management's Expected Credit Loss assessment and checked for consistency with the assessment of the carrying value of the underlying assets;</li> <li>• We obtained and reviewed management's assessment of the projects and related results within each subsidiary, and their conclusions reached on whether the projects are considered to be successful or unsuccessful. This included consideration of the ability to develop or sell the projects;</li> <li>• We have confirmed our understanding of the nature and terms of the intercompany loan receivables through discussion with management and obtaining supporting documentation;</li> <li>• We have obtained and reviewed management's assessment for expected credit losses and evaluated the ability of the subsidiaries to repay the loan balances, based on the subsidiaries underlying net asset position and an assessment of the underlying oil &amp; gas exploration assets; and</li> <li>• We reviewed minutes of meetings and press releases to corroborate management's assessment of the status of each project.</li> </ul>

# AFENTRA PLC

## YEAR ENDED 31 DECEMBER 2024

		<p><b>Key observations:</b></p> <p>Based on the procedures performed, we considered the judgements, estimates and assumptions made by management reasonable.</p>
--	--	--

### Our application of materiality

We apply the concept of materiality both in planning and performing our audit, and in evaluating the effect of misstatements. We consider materiality to be the magnitude by which misstatements, including omissions, could influence the economic decisions of reasonable users that are taken on the basis of the financial statements.

In order to reduce to an appropriately low level the probability that any misstatements exceed materiality, we use a lower materiality level, performance materiality, to determine the extent of testing needed. Importantly, misstatements below these levels will not necessarily be evaluated as immaterial as we also take account of the nature of identified misstatements, and the particular circumstances of their occurrence, when evaluating their effect on the financial statements as a whole.

Based on our professional judgement, we determined materiality for the financial statements as a whole and performance materiality as follows:

	Group financial statements		Parent company financial statements	
	2024 \$'000	2023 \$'000	2024 \$'000	2023 \$'000
<b>Materiality</b>	3,279	1,600	750	1,200
<b>Basis for determining materiality</b>	5% of profit before tax	3.5% of net assets	4% of net assets.	Capped at 75% of Group materiality given the assessment of the component's aggregation risk.
<b>Rationale for the benchmark applied</b>	The Group had a full year of generating revenue in 2024. Profit before tax was determined to be an appropriate benchmark as the Group is profit oriented and as such this is the financial metric of most interest to the	In the comparative we considered that following the acquisition of a working interest in the producing oil fields during the year, we consider net assets to be one of the principal considerations for users of the financial statements as the Group incurred	Afentra Plc is a holding company with investments in subsidiaries as material balances. We considered a benchmark based on net assets to be most appropriate.	

## AFENTRA PLC

### YEAR ENDED 31 DECEMBER 2024

	users of the financial statements	significant debt upon acquiring the oil and gas assets in Angola, which resulted in change (mix of equity and debt) in the gearing of the Group.		
<b>Performance materiality</b>	2,459	1,200	563	900
<b>Basis for determining performance materiality</b>	75% of the above materiality level.			
<b>Rationale for the percentage applied for performance materiality</b>	In reaching our conclusion on the level of performance materiality to be applied we considered a number of factors including the expected total value of known and likely misstatements (based on past experience), our knowledge of the Group's internal controls and management's attitude towards proposed adjustments.			

#### *Specific materiality*

For the current year we have not applied a specific materiality (2023: 7.8% of Earning before Interest, tax, depreciation and amortisation applied for items on the statement of comprehensive income).

#### *Component performance materiality*

For the purposes of our Group audit opinion, we set performance materiality for each component of the Group, apart from the Parent Company whose materiality and performance materiality are set out above, based on a percentage of between 7% and 71% (2023: 46% to 75%) of Group performance materiality dependent on a number of factors including size of component and our assessment of the risk of material misstatement of those components. Component performance materiality ranged from \$225k to \$2,336k (2023: \$730k to \$1,200k).

#### *Reporting threshold*

We agreed with the Audit Committee that we would report to them all individual audit differences in excess of \$163k (2023: \$64k). We also agreed to report differences below this threshold that, in our view, warranted reporting on qualitative grounds.

#### **Other information**

The Directors are responsible for the other information. The other information comprises the information included in the annual report and financial statements other than the financial statements and our auditor's report thereon. Our opinion on the financial statements does not cover the other information

# AFENTRA PLC

## YEAR ENDED 31 DECEMBER 2024

and, except to the extent otherwise explicitly stated in our report, we do not express any form of assurance conclusion thereon. Our responsibility is to read the other information and, in doing so, consider whether the other information is materially inconsistent with the financial statements or our knowledge obtained in the course of the audit, or otherwise appears to be materially misstated. If we identify such material inconsistencies or apparent material misstatements, we are required to determine whether this gives rise to a material misstatement in the financial statements themselves. If, based on the work we have performed, we conclude that there is a material misstatement of this other information, we are required to report that fact.

We have nothing to report in this regard.

### Other Companies Act 2006 reporting

Based on the responsibilities described below and our work performed during the course of the audit, we are required by the Companies Act 2006 and ISAs (UK) to report on certain opinions and matters as described below.

<b>Strategic report and Directors' report</b>	<p>In our opinion, based on the work undertaken in the course of the audit:</p> <ul style="list-style-type: none"><li>the information given in the Strategic report and the Directors' report for the financial year for which the financial statements are prepared is consistent with the financial statements; and</li><li>the Strategic report and the Directors' report have been prepared in accordance with applicable legal requirements.</li></ul> <p>In the light of the knowledge and understanding of the Group and Parent Company and its environment obtained in the course of the audit, we have not identified material misstatements in the Strategic report or the Directors' report.</p>
<b>Matters on which we are required to report by exception</b>	<p>We have nothing to report in respect of the following matters in relation to which the Companies Act 2006 requires us to report to you if, in our opinion:</p> <ul style="list-style-type: none"><li>adequate accounting records have not been kept by the Parent Company, or returns adequate for our audit have not been received from branches not visited by us; or</li><li>the Parent Company financial statements are not in agreement with the accounting records and returns; or</li><li>certain disclosures of Directors' remuneration specified by law are not made; or</li><li>we have not received all the information and explanations we require for our audit.</li></ul>

### Responsibilities of Directors

As explained more fully in the Statement of Directors' responsibilities, the Directors are responsible for the preparation of the financial statements and for being satisfied that they give a true and fair view,

## **AFENTRA PLC**

### **YEAR ENDED 31 DECEMBER 2024**

and for such internal control as the Directors determine is necessary to enable the preparation of financial statements that are free from material misstatement, whether due to fraud or error.

In preparing the financial statements, the Directors are responsible for assessing the Group's and the Parent Company's ability to continue as a going concern, disclosing, as applicable, matters related to going concern and using the going concern basis of accounting unless the Directors either intend to liquidate the Group or the Parent Company or to cease operations, or have no realistic alternative but to do so.

#### **Auditor's responsibilities for the audit of the financial statements**

Our objectives are to obtain reasonable assurance about whether the financial statements as a whole are free from material misstatement, whether due to fraud or error, and to issue an auditor's report that includes our opinion. Reasonable assurance is a high level of assurance, but is not a guarantee that an audit conducted in accordance with ISAs (UK) will always detect a material misstatement when it exists. Misstatements can arise from fraud or error and are considered material if, individually or in the aggregate, they could reasonably be expected to influence the economic decisions of users taken on the basis of these financial statements.

#### *Extent to which the audit was capable of detecting irregularities, including fraud*

Irregularities, including fraud, are instances of non-compliance with laws and regulations. We design procedures in line with our responsibilities, outlined above, to detect material misstatements in respect of irregularities, including fraud. The extent to which our procedures are capable of detecting irregularities, including fraud is detailed below:

#### *Non-compliance with laws and regulations*

Based on:

- Our understanding of the Group and the industry in which it operates;
- Discussion with management and those charged with governance and the Audit Committee; and
- Obtaining an understanding of the Group's policies and procedures regarding compliance with laws and regulations;

we considered the significant laws and regulations to be the applicable accounting framework, the Companies Act, tax legislations, the Angolan Petroleum Activities Law, AIM Listing Rules and the QCA corporate governance code.

The Group is also subject to laws and regulations where the consequence of non-compliance could have a material effect on the amount or disclosures in the financial statements, for example through the imposition of fines or litigations. We identified such laws and regulations to be Angolan environmental regulations and the health and safety legislation.

Our procedures in respect of the above included:

- Review of RNS announcements and minutes of meetings of those charged with governance for any instances of non-compliance with laws and regulations;

## AFENTRA PLC

### YEAR ENDED 31 DECEMBER 2024

- Holdings discussions with management and the Audit Committee regarding their knowledge of any known or suspected instances of fraud;
- Review of correspondence with regulatory and tax authorities for any instances of non-compliance with laws and regulations;
- Review of financial statement disclosures and agreeing to supporting documentation;
- Review of legal expenditure accounts to understand the nature of expenditure incurred; and
- Reviewing minutes of board meetings as well as the technical, finance, contractor and operating committee meetings.

#### *Fraud*

We assessed the susceptibility of the financial statements to material misstatement, including fraud. Our risk assessment procedures included:

- Enquiry with management and those charged with governance and the Audit Committee regarding any known or suspected instances of fraud;
- Obtaining an understanding of the Group's policies and procedures relating to:
  - Detecting and responding to the risks of fraud; and
  - Internal controls established to mitigate risks related to fraud.
- Review of minutes of meetings of those charged with governance for any known or suspected instances of fraud;
- Discussion amongst the engagement team as to how and where fraud might occur in the financial statements;
- Performing analytical procedures to identify any unusual or unexpected relationships that may indicate risks of material misstatement due to fraud; and
- Considering remuneration incentive schemes and performance targets and the related financial statement areas impacted by these.

Based on our risk assessment, we considered the areas most susceptible to fraud to be management override of controls via posting inappropriate journal entries and management bias with respect to significant accounting estimates and judgements.

Our procedures in respect of the above included:

- Testing a sample of journal entries throughout the year, which met a pre-defined risk criteria and testing a sample of journals outside of the risk criteria by agreeing to supporting documentation;
- Assessing whether the significant judgements and accounting estimates were indicative of potential bias; and
- Performing a detailed review of the Group's year end adjusting entries and consolidation entries and investigating any that appear unusual as to nature or amount to supporting documentation.

We also communicated relevant identified laws and regulations and potential fraud risks to all engagement team members who were all deemed to have appropriate competence and capabilities and remained alert to any indications of fraud or non-compliance with laws and regulations throughout the audit.

Our audit procedures were designed to respond to risks of material misstatement in the financial statements, recognising that the risk of not detecting a material misstatement due to fraud is higher than the risk of not detecting one resulting from error, as fraud may involve deliberate concealment by, for example, forgery, misrepresentations or through collusion. There are inherent limitations in the audit procedures performed and the further removed non-compliance with laws and regulations is from the

## AFENTRA PLC

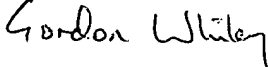
### YEAR ENDED 31 DECEMBER 2024

events and transactions reflected in the financial statements, the less likely we are to become aware of it.

A further description of our responsibilities is available on the Financial Reporting Council's website at: [www.frc.org.uk/auditorsresponsibilities](http://www.frc.org.uk/auditorsresponsibilities). This description forms part of our auditor's report.

#### Use of our report

This report is made solely to the Parent Company's members, as a body, in accordance with Chapter 3 of Part 16 of the Companies Act 2006. Our audit work has been undertaken so that we might state to the Parent Company's members those matters we are required to state to them in an auditor's report and for no other purpose. To the fullest extent permitted by law, we do not accept or assume responsibility to anyone other than the Parent Company and the Parent Company's members as a body, for our audit work, for this report, or for the opinions we have formed.

Signed by:  
  
06D09F2C3BD3436...

Gordon Whiley (Senior Statutory Auditor)

For and on behalf of BDO LLP, Statutory Auditor

London, UK

02 May 2025

BDO LLP is a limited liability partnership registered in England and Wales (with registered number OC305127).

# AFENTRA PLC

## YEAR ENDED 31 DECEMBER 2024

### CONSOLIDATED STATEMENT OF PROFIT OR LOSS AND OTHER COMPREHENSIVE INCOME

		For the years ended 31 December	
		2024	2023
		\$000	\$000
Revenue	3	180,860	26,390
Cost of sales	4	(94,124)	(12,571)
<b>Gross profit</b>		<b>86,736</b>	<b>13,819</b>
Other administrative expenses		(10,439)	(6,647)
Pre-licence costs		(1,828)	(4,810)
<b>Total administrative expenses</b>		<b>(12,267)</b>	<b>(11,457)</b>
<b>Profit from operations</b>	<b>5</b>	<b>74,469</b>	<b>2,362</b>
Finance income	7	106	240
Finance costs	7	(9,000)	(3,508)
<b>Profit/(loss) before tax</b>		<b>65,575</b>	<b>(906)</b>
Income tax	8	(13,225)	(1,799)
<b>Profit/(loss) for the year attributable to the owners of the parent</b>		<b>52,350</b>	<b>(2,705)</b>
<b>Items that may be reclassified subsequently to profit or loss</b>			
Foreign exchange differences on translation of foreign operations		(35)	(96)
<b>Total other comprehensive loss for the year</b>		<b>(35)</b>	<b>(96)</b>
<b>Total comprehensive income/(loss) for the year attributable to the owners of the parent</b>		<b>52,315</b>	<b>(2,801)</b>
<b>Basic earnings/(loss) per share (US cents)</b>	<b>9</b>	<b>23.3</b>	<b>(1.2)</b>
<b>Diluted earnings/(loss) per share (US cents)</b>	<b>9</b>	<b>21.1</b>	<b>(1.2)</b>

# AFENTRA PLC

## YEAR ENDED 31 DECEMBER 2024

The statement of comprehensive income has been prepared on the basis that all operations are continuing operations.

### CONSOLIDATED STATEMENT OF FINANCIAL POSITION

		As at 31 December	
		2024	2023
			<i>Restated</i> <sup>1</sup>
	Note	\$000	\$000
<b>Non-current assets</b>			
Intangible exploration and evaluation assets	10	22,479	21,867
Property, plant and equipment	11	131,041	75,131
		<u>153,520</u>	<u>96,998</u>
<b>Current assets</b>			
Inventories	13	7,464	16,564
Trade and other receivables	14	10,618	7,606
Derivative assets	27	196	-
Cash and cash equivalents	15	46,880	14,729
Restricted funds	16	7,930	4,850
		<u>73,088</u>	<u>43,749</u>
<b>Total assets</b>		<u>226,608</u>	<u>140,747</u>
<b>Current liabilities</b>			
Borrowings	19	11,271	6,752
Trade and other payables	20	52,939	34,396
Derivative liabilities	27	1,279	-
Contingent consideration	21	5,535	4,621
Lease liability	22	97	155
		<u>71,121</u>	<u>45,924</u>
<b>Non-current liabilities</b>			
Borrowings	19	30,145	24,951
Contingent consideration provision	21	24,367	21,863
Provisions		-	37
Deferred tax liability	8	1,661	-
Lease liability	22	685	-
		<u>56,858</u>	<u>46,851</u>
<b>Total liabilities</b>		<u>127,979</u>	<u>92,775</u>
<b>Equity attributable to equity holders of the Company</b>			
Share capital	17	28,914	28,143
Currency translation reserve	18	(333)	(298)
Share option reserve	18	842	965
Retained earnings	18	69,206	19,162
		<u>98,629</u>	<u>47,972</u>
<b>Total liabilities and equity</b>		<u>226,608</u>	<u>140,747</u>

## **AFENTRA PLC**

### **YEAR ENDED 31 DECEMBER 2024**

<sup>1</sup> The comparative information has been restated as a result of a reassessment of Afentra's future liability for decommissioning expenditure and the treatment of joint venture receivable and payable balances. Further information is detailed in Note 29.

The financial statements of Afentra plc, registered number 1757721, were approved by the Board of Directors and authorised for issue on 02 May 2025.

Signed on behalf of the Board of Directors



**Paul McDade** – Chief Executive Officer

# AFENTRA PLC

YEAR ENDED 31 DECEMBER 2024

## CONSOLIDATED STATEMENT OF CHANGES IN EQUITY

Equity attributable to equity holders of the Company					
	Share capital	Currency translation reserve	Share option reserve	Retained earnings	Total
Note	\$000	\$000	\$000	\$000	\$000
<b>At 1 January 2023</b>	<b>28,143</b>	<b>(202)</b>	<b>-</b>	<b>21,867</b>	<b>49,808</b>
Loss for the year	-	-	-	(2,705)	(2,705)
Currency translation adjustments	-	(96)	-	-	(96)
Total comprehensive loss for the year attributable to the owners of the parent	-	(96)	-	(2,705)	(2,801)
Share-based payment charge for the year	-	-	965	-	965
<b>At 31 December 2023</b>	<b>28,143</b>	<b>(298)</b>	<b>965</b>	<b>19,162</b>	<b>47,972</b>
Profit for the year	-	-	-	52,350	52,350
Currency translation adjustments	-	(35)	-	-	(35)
Total comprehensive profit/(loss) for the year attributable to the owners of the parent	-	(35)	-	52,350	52,315
Share-based payment charge for the year	-	-	989	-	989
Share options exercised	25	771	(1,112)	(2,306)	(2,647)
<b>At 31 December 2024</b>	<b>28,914</b>	<b>(333)</b>	<b>842</b>	<b>69,206</b>	<b>98,629</b>

**AFENTRA PLC**  
**YEAR ENDED 31 DECEMBER 2024**  
**CONSOLIDATED STATEMENT OF CASH FLOWS**

		For the years ended 31 December	
		2024	2023
	Note	\$000	<i>Restated</i> \$000
<b>Operating activities:</b>			
Profit/(loss) before tax		65,575	(906)
<b>Adjusted for:</b>			
Depreciation, depletion and amortisation	11	12,873	2,880
Share-based payment expense	25	989	965
Tax payments related to share-based payments	25	(2,702)	-
Unrealised losses on derivatives		1,200	-
Hedge cost		(117)	-
Finance income	7	(106)	(240)
Finance costs	7	9,000	3,508
<b>Operating cash flow prior to working capital movements</b>		<b>86,712</b>	<b>6,207</b>
Decrease in inventories		21,403	1,666
(Increase)/decrease in trade and other receivables		(7,459)	1,843
Decrease in trade and other payables		(5,304)	4,401
Increase in provisions		-	3
<b>Cash flow generated from operating activities</b>		<b>95,352</b>	<b>14,120</b>
Income tax paid		(9,762)	(1,799)
<b>Net cash flow generated from operating activities</b>		<b>85,590</b>	<b>12,321</b>
<b>Investing activities</b>			
Asset acquisitions	24	(28,428)	(48,126)
Interest received	7	106	240
Purchase of property, plant and equipment	11	(19,997)	(3,316)
Exploration and evaluation costs	10	(612)	(43)
Cash inflow from restricted funds		-	5,350
Contingent consideration paid	21	(4,621)	-
<b>Net cash used in investing activities</b>		<b>(53,552)</b>	<b>(45,895)</b>
<b>Financing activities</b>			
Drawdown on loan	19	35,748	45,066
Principal repayments on loan facilities	19	(27,364)	(14,367)
Cash outflow from restricted funds		(3,080)	--

**AFENTRA PLC****YEAR ENDED 31 DECEMBER 2024**

Interest paid		<b>(5,051)</b>	(2,504)
Principal and interest paid on lease liability	22	<u><b>(160)</b></u>	<u>(245)</u>
<b>Net cash generated from financing activities</b>		<b>93</b>	27,950
<b>Net increase/(decrease) in cash and cash equivalents</b>		<b>32,131</b>	(5,624)
<b>Cash and cash equivalents at beginning of year</b>		<b>14,729</b>	20,384
Effect of foreign exchange rate changes		<b>20</b>	(31)
<b>Cash and cash equivalents at end of year</b>	15	<u><u><b>46,880</b></u></u>	<u><u>14,729</u></u>

**AFENTRA PLC**  
**YEAR ENDED 31 DECEMBER 2024**  
**COMPANY STATEMENT OF FINANCIAL POSITION**

	Note	As at 31 December	
		2024 \$000	2023 \$000
<b>Non-current assets</b>			
Trade and other receivables	14	14,109	35,527
Investments in subsidiaries	12	<u>20,140</u>	<u>21,105</u>
		<u>34,249</u>	<u>56,632</u>
<b>Current assets</b>			
Trade and other receivables	14	4,167	10,329
Cash and cash equivalents	15	<u>8,267</u>	<u>4,413</u>
		<u>12,434</u>	<u>14,742</u>
<b>Total assets</b>		<u><u>46,683</u></u>	<u><u>71,374</u></u>
<b>Current liabilities</b>			
Trade and other payables	20	<u>27,928</u>	<u>28,741</u>
		<u>27,928</u>	<u>28,741</u>
<b>Total liabilities</b>		<u><u>27,928</u></u>	<u><u>28,741</u></u>
<b>Equity</b>			
Share capital	17	28,914	28,143
Share option reserve		1,183	965
Retained earnings		<u>(11,342)</u>	<u>13,525</u>
<b>Total equity</b>		<u>18,755</u>	<u>42,633</u>
<b>Total liabilities and equity</b>		<u><u>46,683</u></u>	<u><u>71,374</u></u>

The loss for the financial year within the Company accounts of Afentra plc was \$24.9 million (2023: \$4.4 million). As provided by s408 of the Companies Act 2006, no individual Statement of Comprehensive Income is provided in respect of the Company.

The financial statements of Afentra plc, registered number 1757721, were approved by the Board of Directors and authorised for issue on 02 May 2025.

Signed on behalf of the Board of Directors



**Paul McDade** – Chief Executive Officer

**AFENTRA PLC**  
**YEAR ENDED 31 DECEMBER 2024**

**COMPANY STATEMENT OF CHANGES IN EQUITY**

	Share capital	Share option reserve	Retained earnings	Total
	\$000	\$000	\$000	\$000
<b>At 1 January 2023</b>	<b>28,143</b>	-	<b>17,951</b>	<b>46,094</b>
Loss for the year	-	-	(4,426)	(4,426)
Share-based payment charge for the year	-	965	-	965
<b>At 31 December 2023</b>	<b>28,143</b>	<b>965</b>	<b>13,525</b>	<b>42,633</b>
Loss for the year	-	-	(24,867)	(24,867)
Share-based payment charge for the year	-	989	-	989
Share options exercised	771	(771)	-	-
<b>At 31 December 2024</b>	<b>28,914</b>	<b>1,183</b>	<b>(11,342)</b>	<b>18,755</b>

25

# AFENTRA PLC

## YEAR ENDED 31 DECEMBER 2024

### NOTES TO THE FINANCIAL STATEMENTS

#### 1. Material accounting policies

##### a) General information

Afentra plc (the 'Company') is a public company, limited by shares, incorporated in England under the UK Companies Act 2006. The address of the registered office is 10 St Bride Street, London, EC4A 4AD. The principal activities of the Company and its subsidiaries (the "Group") and the nature of the group's operations include the exploration, development and production of commercial oil and gas.

These financial statements are presented in US dollars rounded to the nearest thousand, unless stated otherwise. They include the financial statements of Afentra plc and its consolidated subsidiaries. The functional currency of the Company is US dollars.

The financial statements have been prepared under the historical cost convention. The principal accounting policies adopted are set out below. These policies have been consistently applied to all the years presented, unless otherwise stated.

##### b) Basis of accounting and adoption of new and revised standards

The financial statements have been prepared in accordance with UK adopted international accounting standards and with those parts of the Companies Act 2006 applicable to companies reporting under IFRS, except as otherwise stated. As ultimate parent of the Group, the Company has taken advantage of Financial Reporting Standard 101 Reduced Disclosure Framework (FRS 101), which addresses the financial reporting requirements and disclosure exemptions in the individual financial statements of "qualifying entities", that otherwise apply the recognition, measurement and disclosure requirements of UK adopted international accounting standards.

The disclosure exemption adopted by the Company in accordance with FRS 101 are:

- a statement of compliance with IFRS (a statement of compliance with FRS 101 is provided instead);
- related party transactions with two or more wholly owned members of the group; and
- a Statement of Cash Flows and related disclosures

In addition, and in accordance with FRS 101, further disclosure exemptions have been applied because equivalent disclosures are included in the consolidated financial statements of Afentra plc. These financial statements do not include certain disclosures in respect of:

- financial instrument disclosures as required by IFRS 7 Financial Instruments: Disclosures; and
- fair value measurements – details of the valuation techniques and inputs used for fair value measurement of assets and liabilities as per paragraphs 91 to 99 of IFRS 13 Fair Value Measurement.

##### (i) New and amended standards adopted by the Group:

The following standards and amendments became effective in the year ended 31 December 2024.

Standard	Description	Effective date
IAS 7 / IFRS 7	Amendment – Supplier Finance Arrangements	1 January 2024
IFRS 16	Amendment – Leases (Lease Liability in a Sale and Leaseback)	1 January 2024
IAS 1	Amendment – Classification of Liabilities as Current or Non-current and Non-current Liabilities with Covenants	1 January 2024
IAS 1	Amendment – Liabilities with Covenants	1 January 2024

None of the above standards or amendments have had a material impact on the Group.

# AFENTRA PLC

## YEAR ENDED 31 DECEMBER 2024

(ii) Standards, amendments and interpretations, which are effective for reporting periods beginning after the date of these financial statements which have not been adopted early:

At the date of authorisation of these financial statements, the Group has not applied the following new and revised IFRS Accounting Standards that have been issued but are not yet effective:

Standard	Description	Effective date
IAS 21	Amendment – Lack of Exchangeability	1 January 2025
IFRS 7 / IFRS 9	Amendment – Classification and Measurement of Financial Instruments	1 January 2026
IFRS 7 / IFRS 9	Amendment – Contracts Referencing Nature-dependent Electricity (previously Power Purchase Agreements)	1 January 2026
IFRS 18	Presentation and Disclosure in Financial Statements	1 January 2027
IFRS 19	Subsidiaries without Public Accountability: Disclosures	1 January 2027

The Group is currently assessing the effect of these new accounting standards and amendments. IFRS 18 Presentation and Disclosure in Financial Statements, which was issued by the IASB in April 2024 supersedes IAS 1 and will result in major consequential amendments to IFRS Accounting Standards including IAS 8 Basis of Preparation of Financial Statements (renamed from Accounting Policies, Changes in Accounting Estimates and Errors). Even though IFRS 18 will not have any effect on the recognition and measurement of items in the consolidated financial statements, it is expected to have a significant effect on the presentation and disclosure of certain items. These changes include categorisation and sub-totals in the statement of profit or loss, aggregation/disaggregation and labelling of information, and disclosure of management-defined performance measures. The Group does not expect to be eligible to apply IFRS 19.

### c) Going concern

The Group's business activities, together with the factors likely to affect its future development, performance, and position are set out in the Operations Review on pages 24 – 39. The financial position of the Group and Company, its cash flows and liquidity position are described in the Financial Review on pages 60 – 63. In addition, Note 23 to the financial statements includes the Group's objectives, policies and processes for managing its capital financial risk, details of its financial instruments and its exposures to credit risk and liquidity risk.

The Group has sufficient cash resources for its working capital needs and its committed capital expenditure programme at least for the next 12 months from the signing of the annual report. Consequently, the Directors believe that both the Group and Company are well placed to manage their business risks successfully.

The Group has sufficient cash resources based on existing cash on balance sheet, proceeds from future oil sales and access to the revolving working capital facility to meet its liabilities as they fall due for a period of at least 12 months from the date of signing these financial statements, based on forecasts covering the period through to 30 April 2026.

The Board has looked at a combination of downside scenarios, including a production shortfall alongside higher costs and lower than anticipated oil prices. The impact of the downside scenarios can be mitigated by a combination of existing hedges and rephasing of certain projects included in the preliminary capital expenditure programme by the Joint Venture. The Board also notes the implementation of the hedging policy and is confident in the utilisation of commodity-based derivatives to manage oil price downside risk. The existing financial covenants, the tests of which for current borrowings, have been passed for the Historic Ratio (Net debt/EBITDA) and the Gross liquidity test, and are not forecast to be breached within the going concern period. Thus, the Board believes it is

## **AFENTRA PLC**

### **YEAR ENDED 31 DECEMBER 2024**

appropriate to continue to adopt the going concern basis of accounting in preparation of the financial statements.

The Directors have, at the time of approving the financial statements, a reasonable expectation that the Group has adequate resources to continue in operational existence for the foreseeable future.

#### **d) Basis of consolidation**

##### **(i) Subsidiaries**

The consolidated financial statements incorporate the financial statements of the Company and entities controlled by the Company (its subsidiaries) made up to 31 December each year. Control is recognised where an investor is exposed, or has rights, to variable returns from its investment with the investee and has the ability to affect these returns through its power over the investee.

The results of subsidiaries acquired or disposed of during the year are included in the Statement of Comprehensive Income from the effective date of acquisition or up to the effective date of disposal, as appropriate.

Where necessary, adjustments are made to the financial statements of subsidiaries to bring the accounting policies used into line with those used by the Group.

##### **(ii) Transactions eliminated on consolidation**

Intra-group balances and any unrealised gains and losses, or income and expenses arising from intra-group transactions, are eliminated in preparing the consolidated financial statements.

#### **e) Joint arrangements**

The Group is a party to a joint arrangement regardless of whether the Group has joint control of the arrangement. Where the contractual arrangement confers joint control over the relevant activities to the Group and at least one other party, then the Group classifies its interest in the joint arrangement as joint operations or joint ventures in accordance with IFRS11. Joint control is assessed under the same principles as control over subsidiaries. If there is no joint control, then the Group classifies its interest in the joint arrangement as a party to a joint arrangement. In assessing the classification of interests in joint arrangements, the Group considers:

- the structure of the joint arrangement;
- the contractual terms of the joint arrangement; and
- any other facts and circumstances.

The Group accounts for its interests in joint arrangements by recognising its share of assets, liabilities, revenues, and expenses in accordance with its contractually conferred rights and obligations.

The Group's material arrangements comprise non-operated interests in Block 3/05 (30%) and Block 3/05A (21.33%) located offshore Angola in the Lower Congo Basin.

#### **f) Revenue**

Revenue is derived from the sales of oil from the interests held in Angola. Revenue from the sale of crude oil is recognised when performance conditions in the sales contract are satisfied and it is probable that the Group will collect consideration to which it is entitled. For crude oil, the performance condition is the delivery of the oil through lifting or on delivery of the oil into an infrastructure. Revenue is measured at the fair value of the consideration to which the company expects to be entitled in exchange for transferring promised goods and/or services to a customer, excluding amounts collected on behalf of third parties.

#### ***Under/overlift***

Any production imbalance that may arise as a result of lifted volumes being different to produced volumes has been recognised as an adjustment to cost of sales, with the balance being recognised

# AFENTRA PLC

## YEAR ENDED 31 DECEMBER 2024

within inventory/trade and other receivables when we have lifted less than our share of production (underlifted) and trade and other payables when we have lifted more than our share of production (overlifted). Underlifted barrels are valued at cost and overlifted barrels at market value.

### g) Oil and gas interests

#### **Commercial reserves**

Commercial reserves, at the 2P level, are proven and probable oil and gas reserves, which are defined as the estimated quantities of crude oil, natural gas and natural gas liquids which geological, geophysical and engineering data demonstrate with a specified degree of certainty to be recoverable in future years from known reservoirs and which are considered commercially producible. This implies a 50% probability that the quantity of recoverable reserves will be more than the amount estimated as proven and probable reserves and a 50% probability that it will be less.

#### **Capitalisation**

Pre-acquisition costs on oil and gas assets are recognised in the profit or loss when incurred. Costs incurred after rights to explore have been obtained, such as geological and geophysical surveys, drilling and commercial appraisal costs, and other directly attributable costs of exploration and appraisal, including technical and administrative costs, are capitalised as intangible exploration and evaluation (E&E) assets. The assessment of what constitutes an individual E&E asset is based on technical criteria but essentially either a single licence area or contiguous licence areas with consistent geological features are designated as individual E&E assets. Costs relating to the exploration and evaluation of oil and gas interests are carried forward until the existence, or otherwise, of commercial reserves have been determined.

E&E costs are not amortised prior to the conclusion of appraisal activities. Once active exploration is completed the asset is assessed for impairment. If commercial reserves are discovered then the carrying value of the E&E asset is reclassified as a development and production (D&P) asset, following development sanction, but only after the carrying value is assessed for impairment and, where appropriate, its carrying value adjusted. The E&E asset is written off to the profit or loss if it is subsequently assessed that commercial reserves have not been discovered.

Costs associated with D&P assets, including the costs of facilities, wells and subsea equipment, are capitalised within Property, Plant & Equipment.

#### **Impairment**

In accordance with IFRS 6, E&E assets are reviewed for impairment when circumstances arise which indicate that the carrying value of an E&E asset exceeds the recoverable amount. The recoverable amount of the individual asset is determined as the higher of its fair value less costs to sell and its value in use. Impairment losses resulting from an impairment review are recognized within the Statement of Comprehensive Income.

Impaired assets are reviewed annually to determine whether any substantial change to their fair value amounts previously impaired would require reversal.

An impairment loss is reversed if the recoverable amount increases as a result of a change in the estimates used to determine the recoverable amount, but not to an amount higher than the carrying amount that would have been determined (net of depletion or amortisation) had no impairment loss been recognised in prior periods. Impairment charges and reversal of impairments are recorded within total administration expenses in the Statement of Comprehensive Income.

#### **Depreciation, depletion, and amortisation of D&P assets**

All expenditure carried within each field is amortised from the commencement of production on a unit of production basis, which is the ratio of oil and gas production in the period to the estimated quantities of commercial reserves at the end of the period plus the production in the period, generally on a field-

## **AFENTRA PLC**

### **YEAR ENDED 31 DECEMBER 2024**

by-field basis or by a group of fields which are reliant on common infrastructure. Costs used in the unit of production calculation comprise the net book value of capitalised costs plus the estimated future field development costs required to recover the commercial reserves remaining. Changes in the estimates of commercial reserves or future field development costs are dealt with prospectively.

#### ***Decommissioning and pre-funded amounts***

Provisions for decommissioning are recognised when the Group has a present legal or constructive obligation, which generally arises when a well is drilled or equipment installed. The provision for future decommissioning is calculated, based on future cash flows discounted at a pre-tax discount rate to reflect risks specific to the costs. An amount equivalent to the initial provision for decommissioning costs is capitalised and amortised over the life of the underlying asset.

Changes in the estimated timing of decommissioning or decommissioning cost estimates are dealt with prospectively by recording an adjustment to the provision, and a corresponding adjustment to property, plant and equipment. The unwinding of the discount on the decommissioning provision is included as a finance cost.

The Group's interest in the amounts previously pre-funded for decommissioning obligations are recognised in accordance with IAS 37 Provisions, Contingent Liabilities and Contingent Assets and IFRIC 5 Rights to Interests arising from Decommissioning, Restoration and Environmental Rehabilitation Funds. Where the Group is not liable to pay decommissioning costs if the funds previously deposited are not made available, the amounts previously pre-funded are not recognised separately, but are included in the cost estimate of the residual provision for decommissioning.

#### **h) Property, plant and equipment assets other than oil and gas assets**

Property, plant and equipment other than oil and gas assets are stated at cost less accumulated depreciation and any provision for impairment. Depreciation is provided at rates estimated to write off the cost, less estimated residual value, of each asset over its expected useful life as follows:

Office lease: straight-line over the lease term

Computer and office equipment: 33% straight-line

#### **i) Foreign currencies**

The US dollar is the functional and reporting currency of the Company and the reporting currency of the Group. Transactions denominated in other currencies are translated into US dollars at the rate of exchange at the date of the transaction. Assets and liabilities in other currencies are translated into US dollars at the rate of exchange at the reporting date. All exchange differences arising from such translations are recorded in the Statement of Comprehensive Income.

The results of entities with a functional currency other than the US dollar are translated at the average rates of exchange during the period and their statement of financial position at the rates ruling at the reporting date. Exchange differences arising on translation of the opening net assets and on translation of the results of such entities are recorded through the currency translation reserve.

#### **j) Taxation**

##### ***Current tax - Angola***

The activities relating to the Angolan branch are subject to tax in Angola. Angolan tax is calculated on the basis of revenue rather than the profits of the branch. Petroleum income tax is calculated on the basis of profit oil which is valued by the tax reference prices determined by the Ministry of Finance on a quarterly basis. From 1 January 2024 the group has applied the foreign branch election that ringfences the profits in Angola to only be subject to Angolan tax.

##### ***Current tax – United Kingdom***

Tax is payable based upon taxable profit for the year. Taxable profit differs from net profit as reported in the Statement of Comprehensive Income because it excludes items of income or expense that are taxable or deductible in other years and it further excludes items that are never taxable or deductible.

# AFENTRA PLC

## YEAR ENDED 31 DECEMBER 2024

Any Group liability for current tax is calculated using tax rates that have been enacted or substantively enacted by the reporting date.

### **k) Investments in subsidiaries**

Investments in subsidiaries are carried at cost less accumulated impairment losses. Investments in subsidiaries are assessed for impairment in line with the requirements of IAS36 and, where evidence of non-recoverability is identified, an appropriate impairment loss is recorded.

### **l) Leases**

In accordance with IFRS16, the Group recognises a right-of-use asset and a lease liability on the balance sheet at the lease commencement date. The Group assesses the right-of-use asset for impairment when such indicators exist. At the commencement date, the Group measures the lease liability at the present value of the future unpaid lease payments at that date, discounted using the interest rate implicit in the lease if that rate is readily available, or the Group's incremental borrowing rate.

### **m) Financial instruments**

#### *Trade receivables*

Trade receivables are recognised and carried at the original invoice amount less any provision for expected credit loss (ECL). Other receivables are recognised and measured at nominal value less any provision for ECL.

The Group applies the expected credit loss model in respect of trade receivables. The Group tracks changes in credit risk and recognises a loss allowance based on lifetime ECLs at each reporting date.

#### *Amounts due from subsidiaries*

Amounts due from subsidiaries are recognised and measured at nominal value less any provision for ECL.

The Company applies the expected credit loss model in respect of amounts due from subsidiaries. The Company tracks changes in credit risk and recognises a loss allowance based on lifetime ECLs at each reporting date.

#### *Cash and cash equivalents*

Cash and cash equivalents consist of cash, bank deposits, and highly liquid financial instruments with maturities of three months or less.

#### *Restricted cash*

Restricted cash consists of bank deposits which are subject to restrictions due to legislation, regulation or contractual arrangements. Please see Note 16 for detailed disclosure.

#### *Trade payables*

Trade payables are stated at amortised cost.

#### *Borrowings and loans*

Interest bearing bank loans and overdrafts are recorded at the proceeds received. Finance charges relating to securing the loans and overdrafts are capitalised as part of the loan and amortised over the repayment term period of the loan.

#### *Financial liabilities and equity*

Financial liabilities and equity instruments are classified according to the substance of the contractual arrangements entered into. An equity instrument is any contract that evidences a residual interest in the asset of the Group after deducting all of its liabilities. Equity instruments issued by the Company are recorded at the proceeds received net of direct issue costs.

#### *Derivative financial instruments and hedging activities*

## AFENTRA PLC

### YEAR ENDED 31 DECEMBER 2024

Derivative financial instruments are measured at fair value and are not designated as hedging instruments. Changes in fair value are recorded as a gain or loss as within the Statement of Comprehensive Income.

#### **n) Pension costs**

The Group operates a number of defined contribution pension schemes. The amount charged to the Statement of Comprehensive Income for these schemes is the contributions payable in the year. Differences between contributions payable in the year and contributions actually paid are shown as either accruals or prepayments in the Statement of Financial Position.

#### **o) Segment reporting**

Operating segments are reported in a manner consistent with the internal reporting provided to the chief operating decision maker (CODM). The CODM has been identified as the Board of Directors. The Group currently operates only in Africa and is supported by the United Kingdom head office which is not deemed to be an operating segment as it does not generate any revenue outside of the operations in Africa. As the Group only has one operating segment no further breakdown has been provided.

#### **p) Inventories**

Oil Inventories are stated at the lower of cost or net realisable value. The cost comprises direct materials, direct labour, overheads, and other charges incurred in the production and storage of oil. Other inventories are stated at the lower of cost and net realisable value. The cost of materials is the purchase cost determined on a first-in first-out basis.

#### **q) Share-based payments**

Employees (including senior executives) of the Company receive remuneration in the form of share-based payment transactions which are equity settled. The cost of equity-settled transactions with employees is measured by reference to the fair value at the date on which they are granted. The fair value is determined by an external valuer using an appropriate pricing model.

The estimated cost of equity-settled transactions is recognised in the profit and loss account as an expense, together with a corresponding increase in equity. This expense and adjustment to equity is recognised over the period in which the performance and/or service conditions are measured (the "vesting period"), ending on the date on which the relevant participants become fully entitled to the award (the "vesting date").

The cumulative expense recognised for equity-settled transactions at each reporting date until the vesting date reflects the extent to which the vesting period has expired and the Company's best estimate of the number of equity instruments that will ultimately vest. The Income Statement charge or credit for a period represents the movement in cumulative expense recognised as at the beginning and end of that period.

The key areas of estimation regarding share-based payments are share price volatility and estimated lapse rates, due to service conditions and non-performance conditions not being met.

No adjustments are made in respect of market conditions not being met. Similarly, the number of instruments and the grant-date fair value are not adjusted, even if the outcome of the market condition differs from the initial estimate.

Where the terms of an equity-settled award are modified, the minimum expense recognised is the expense as if the terms had not been modified. An additional expense is recognised for any modification, which increases the total fair value of the share-based payment arrangement, or is otherwise beneficial to the employee as measured at the date of modification.

# AFENTRA PLC

## YEAR ENDED 31 DECEMBER 2024

Where an equity-settled award is cancelled, it is treated as if it had vested on the date of cancellation, and any expense not yet recognised for the award is recognised immediately. However, if a new award is substituted for the cancelled award, and designated as a replacement award on the date that it is granted, the cancelled and new awards are treated as if they were a modification of the original award, as described in the previous paragraph.

The dilutive effect of outstanding options is reflected as additional share dilution in the computation of earnings per share.

Although all awards are deemed to be equity settled, the Company may decide to settle the awards in cash, without raising new share capital. If no new share capital is issued to the market then the settlement of the award becomes a true cash cost to the Company. The likelihood and magnitude of this liability remain unknown until vest date, with the Company making the final decision regarding settlement until near the vest date, and as such no liability for this possible cash outflow is recognised in the accounts. Where tax payments associated with share-based payments are required to be paid in cash, the arrangement continues to be accounted for as equity settled.

### **2. Critical accounting judgements and estimates**

In the application of the Group's accounting policies, which are described in Note 1, the Directors are required to make judgements, estimates, and assumptions about the carrying amounts of assets and liabilities that are not readily apparent from other sources. The estimates and associated assumptions are based on historical experience and other factors that are considered to be relevant. Actual results may differ from these estimates.

The estimates and underlying assumptions are reviewed on an ongoing basis. Revisions to accounting estimates are recognised in the period in which the estimate is revised if the revision affects only that period, or in the period of the revision and future periods if the revision affects both current and future periods.

#### **Judgements**

The following are the critical judgements, apart from those involving estimations (which are presented separately below), that the directors have made in the process of applying the group's accounting policies and that have the most significant effect on the amounts recognised in financial statements.

#### **Business combinations and asset acquisitions**

The Group has acquired working interests in producing oil blocks and judgement is required to determine whether the acquisition should be accounted for as an asset acquisition or a business combination. The Group assessed joint control, as determined under IFRS11, does not exist among the contractor partners to the arrangement because there are several combinations of partners who can combine to meet the passmark vote for strategic and financial decisions.

No specific accounting guidance exists for an acquisition of a working interest in a producing oil block where joint control does not exist and management have determined the acquisition will be accounted for as an asset acquisition under IFRS3 which requires an allocation of the consideration across the identified assets and liabilities based on their relative fair values.

See Note 24 for further information on the acquisitions of oil and gas assets in the year.

#### **Impairment of E&E assets**

Management is required to assess oil and gas assets for indicators of impairment and has considered the economic value of individual E&E assets. E&E assets are subject to a separate review for indicators

## AFENTRA PLC

### YEAR ENDED 31 DECEMBER 2024

of impairment, by reference to the impairment indicators set out in IFRS6, which is inherently judgmental.

After reviewing the feasibility of the asset detailed in the Operations Review on pages 24 – 39 and considering the key factors including: the extension to the current period and further exploration work streams planned in 2025, management did not note any impairment indicators that would result in a full impairment review to be undertaken.

The Directors judgement was that a full impairment review wasn't required and thus no impairments were recognised during the year by the Group.

Refer to Note 10 for further information on E&E assets.

#### **Pre-funded decommissioning liabilities**

Where decommissioning liabilities have been pre-funded by the contractor group, a judgement was made that the contractor group would be discharged of its obligation to decommission the field should the pre-funding not be made available when due. As required IAS 37 *Provisions, Contingent Liabilities and Contingent Assets* and IFRIC 5 *Rights to Interests arising from Decommissioning, Restoration and Environmental Rehabilitation Funds* where the Group is not liable to pay decommissioning costs if the funds previously deposited are not made available, the amounts previously pre-funded are not recognised separately, but are included in the cost estimate of the residual provision for decommissioning. For further information refer to Note 29.

#### **Estimates and assumptions**

The key assumptions concerning the future, and other key sources of estimation uncertainty at the reporting period that may have a significant risk of causing a material adjustment to the carrying amounts of assets and liabilities within the next financial year, are discussed below.

#### **Contingent consideration**

Contingent consideration in relation to the asset acquisitions of Blocks 3/05 and 3/05A in Angola is accounted for as a financial liability at fair value at the date of the acquisition with any subsequent remeasurements recognised in profit or loss. These fair values are based on risk adjusted future cash flows discounted using the appropriate discount rates. Management utilise a scenario based approach to estimate the likely contingent payments under each scenario and then apply a probability to each scenario.

The sensitivity of the elements of contingent consideration to changes in the probabilities of the scenarios and to the discount rates is disclosed in Note 21.

#### ***Key estimates relating to the Company Statement of Financial Position***

##### **Expected credit loss provision**

IFRS9 requires the Company to make assumptions when implementing the forward-looking expected credit loss (ECL) model. This model is required to assess intercompany loan receivables held by Afentra plc.

Arriving at the ECL allowance involved considering different scenarios for the recovery of the intercompany loan receivables, the possible credit losses that could arise, and the probabilities of these scenarios occurring. The following was considered: the exploration project risk, country risk, expected future oil prices, the value of the potential reserves, the ability to sell the project, and the ability to find a new farm-out partner. The Company's intercompany receivable balance is \$18.0 million after an ECL allowance of \$29.1 million. During the year the Company impaired its intercompany loan receivable from Afentra (UK) Limited by \$20.0 million. This impairment is eliminated on consolidation and does not impact the Group results.

# AFENTRA PLC

## YEAR ENDED 31 DECEMBER 2024

Refer to Note 14 for further information.

### Investment in subsidiaries

If circumstances indicate that impairment may exist, investments in subsidiary undertakings of the Company are evaluated using market values, where available, or the discounted expected future cash flows of the investment. If these cash flows are lower than the Company's carrying value of the investment, an impairment charge is recorded in the Company. Where impairments have been booked against the underlying exploration assets, the investments in subsidiaries are written down to reflect their recoverable value. Evaluation of impairments on such investments involves significant management judgement and may differ from actual results.

As at 31 December 2024, Company investments in subsidiaries totalled \$20.1 million. During the year the Company impaired its \$2.0 million investment in Afentra (UK) Limited. This impairment is eliminated on consolidation and does not impact the Group results.

Refer to Note 12 for further information on investments in subsidiaries.

### 3. Revenue

Revenue is earned from the sale of crude oil produced in Angola, Africa. Revenue by major customer during 2024 was 67% Maurel & Prom and 33% Trafigura (2023: 100% and nil respectively).

### 4. Cost of sales

	2024 \$000	2023 \$000
Production costs	79,880	11,726
Depletion of property, plant and equipment - oil and gas	12,571	2,600
Depletion absorbed into inventories	(241)	(1,755)
Losses on oil price derivatives	1,914	-
<b>Total cost of sales</b>	<b>94,124</b>	<b>12,571</b>

All cost of sales relate to operations in Angola, Africa.

### 5. Profit from operations

		2024 \$000	2023 \$000
Profit from operations is stated after charging:	<b>Note</b>		
Cost of sales	4	94,124	12,571
Staff costs	6	7,571	6,536
Reverse takeover related costs		-	1,580
Depreciation of property, plant and equipment	11	302	280
Impact of foreign exchange on profit		(63)	40

*An analysis of auditor's remuneration is as follows:*

Fees payable for the audit of the Group's annual accounts		294	131
Audit of the Company's subsidiaries pursuant to legislation		41	5
<b>Total audit fees</b>		<b>335</b>	<b>136</b>

Included in the fees payable for the audit of the Group's annual accounts is \$95,000 related to 2023. No non-audit services were received.

**AFENTRA PLC**  
**YEAR ENDED 31 DECEMBER 2024**

**6. Employee information**

The average number of employees (including Executive and Non-Executive directors) of the Group and Company was as follows:

	<b>Group</b>		<b>Company</b>	
	<b>2024</b>	<b>2023</b>	<b>2024</b>	<b>2023</b>
Corporate	15	10	-	-
Non-Executive	3	3	3	3
	<b>18</b>	<b>13</b>	<b>3</b>	<b>3</b>

Group and Company employee costs during the year amounted to:

	<b>Group</b>		<b>Company</b>	
	<b>2024</b>	<b>2023</b>	<b>2024</b>	<b>2023</b>
	<b>\$000</b>	<b>\$000</b>	<b>\$000</b>	<b>\$000</b>
Wages and salaries	4,766	4,669	272	212
Social security costs	1,483	622	13	15
Other pension costs	333	280	-	-
Share-based payments	989	965	-	-
	<b>7,571</b>	<b>6,536</b>	<b>285</b>	<b>227</b>

Key management personnel include Executive and Non-Executive Directors who have been paid \$2.6 million (2023: \$2.8 million). See Remuneration Committee Report on pages 77–87 and Note 26 for additional detail. The highest paid Director in the current year received \$893k (2023: \$782k).

A portion of the Group's staff costs and associated overheads are expensed as pre-licence expenditure (\$0.6 million) or capitalised (\$46k). In 2024 this amounted to \$0.6 million (2023: \$4.8 million).

# AFENTRA PLC

## YEAR ENDED 31 DECEMBER 2024

### 7. Finance income and costs

	2024	2023
	\$000	\$000
<b>Finance income:</b>		
Interest earned on short-term deposits	106	240
<b>Total finance income</b>	<b>106</b>	<b>240</b>
	2024	2023
	\$000	\$000
<b>Finance costs:</b>		
Interest on borrowings	5,684	1,764
Interest accretion on contingent consideration	2,305	-
Finance and arrangement fees	748	392
Interest expense for leasing arrangement	18	18
Bank charges	11	14
Fair value adjustment on contingent consideration	297	-
Other finance fees	(63)	1,320
<b>Total finance costs</b>	<b>9,000</b>	<b>3,508</b>

All finance income and finance costs are measured at amortised cost, apart from the fair value adjustment on contingent consideration which is measured at fair value through profit and loss. No finance income or finance costs are measured at fair value through other comprehensive income.

# AFENTRA PLC

## YEAR ENDED 31 DECEMBER 2024

### 8. Taxation

The tax charge for the year is calculated by applying the applicable standard rate of tax as follows:

	2024	2023
	\$000	\$000
<b>Current tax</b>		
UK corporation tax at 25% (2023: 23.52%)	-	1,799
Double tax relief	-	(1,799)
Foreign tax	11,564	1,799
<b>Total current tax expense</b>	<b>11,564</b>	<b>1,799</b>
<b>Deferred income tax</b>		
Increase in deferred tax liability	1,661	-
Deferred tax expense	1,661	-
Income tax	13,225	1,799
Profit/(loss) before tax	65,575	(906)
Tax on loss on ordinary activities at standard UK corporation tax rate of 25% (2023: 23.52%)	16,394	(213)
<b>Effects of:</b>		
Expenses not deductible for tax purposes	1,280	444
Accelerated capital allowances	1,661	-
Deferred tax movement on provisions not provided	-	(79)
Tax losses carried forward	4,335	1,641
Other tax rates applicable outside the UK	(10,383)	-
Other tax adjustments	(62)	6
<b>Tax charge for the year</b>	<b>13,225</b>	<b>1,799</b>

#### *Current tax*

An election under s18A CTA 2009 has been made by the Group to exempt profits and disallow losses of its foreign permanent establishment in Angola. This election is effective for the year commencing 1 January 2024 and all subsequent accounting periods.

A significant proportion of the Group's profit before taxation arose in Angola where the effective rate of taxation differs from that in the UK. In Angola, current income tax is determined by applying a tax rate of 50% to the Profit Oil lifted during the period. Accordingly, the Group's tax charge will continue to vary according to the tax rates applicable to operations in Angola where pre-tax profits arise.

#### *Deferred tax*

At the reporting date the Group had an unrecognised deferred tax asset of \$35.2 million (2023: \$34.0 million) relating primarily to unused tax losses and unutilised capital allowances in the United Kingdom with no expiry date. No deferred tax asset has been recognised due to the uncertainty of future profit streams against which these losses could be utilized.

Profits generated in Angola are subject to Angolan tax which is calculated on a profit oil basis. A temporary difference arises due to accelerated capital allowances being in excess of the unit of production depreciation applied by the Group and consequently a deferred tax liability of \$1.7 million has been recognized during the year (2023:Nil).

# AFENTRA PLC

## YEAR ENDED 31 DECEMBER 2024

### 9. Earnings/(loss) per share

Earnings per share (EPS) and loss per share (LPS) is calculated by dividing the earnings attributable to ordinary shareholders by the weighted average number of shares outstanding during the period. Diluted EPS/(LPS) is calculated using the weighted average number of shares adjusted to assume the conversion of all dilutive potential ordinary shares. Share options and awards are not included in the dilutive calculation for loss making periods because they are anti-dilutive.

The dilutive effect of share awards outstanding is the total possible award number and does not take into account vesting conditions potentially not met, or the Group's expectation that these awards will be settled net of tax, that will reduce the impact of the dilutive effect of the awards.

	2024 \$000	2023 \$000
Profit/(loss) for the year	52,350	(2,705)
Weighted average number of ordinary shares in issue during the year	224,922,157	220,053,520
<b>EPS/(LPS) (US cents)</b>	<b>23.3</b>	<b>(1.2)</b>
Total possible dilutive effect of share awards outstanding	23,488,622	-
Fully diluted average number of ordinary shares during the year	248,410,779	220,053,520
<b>Diluted EPS/(LPS) (US cents)</b>	<b>21.1</b>	<b>(1.2)</b>

### 10. Exploration and evaluation assets

	Group \$000
Net book value at 1 January 2023	21,324
Additions during the year	500
Acquisitions during the year	43
Net book value at 31 December 2023	21,867
Additions during the year	612
<b>Net book value at 31 December 2024</b>	<b>22,479</b>

The Group's intangible assets as at 31 December 2024 comprise:

- Block 23 PSA, Angola: Afentra Angola Ltd 40% and Sonangol (Operator) 60%.
- Block KON 19, Angola: Afentra Angola Ltd (Operator) 45%, ACREP 45%, and Enagol 10%.
- Odewayne PSA, Somaliland: Afentra (East Africa) Limited 34% (fully carried), Genel Energy Somaliland Limited (Operator) 50%, and Petrosoma 16%.

# AFENTRA PLC

## YEAR ENDED 31 DECEMBER 2024

### 11. Property, plant and equipment

Group	Oil and gas assets \$000	Office Lease \$000	Computer and office equipment \$000	Total \$000
<b>Cost</b>				
At 1 January 2023	-	1,143	349	1,492
Modification during the year	-	22	9	31
Acquisitions during the year	71,356	-	-	71,356
Additions during the year	6,066	-	18	6,084
Disposals during the year	-	-	(5)	(5)
At 31 December 2023	77,422	1,165	371	78,958
Acquisitions during the year	38,288	-	-	38,288
Additions during the year	29,645	769	81	30,495
<b>At 31 December 2024</b>	<b>145,355</b>	<b>1,934</b>	<b>452</b>	<b>147,741</b>
<b>Accumulated depreciation and impairment</b>				
At 1 January 2023	-	(785)	(167)	(952)
Charge for the year	(2,600)	(190)	(90)	(2,880)
Disposals during the year	-	-	5	5
At 31 December 2023	(2,600)	(975)	(252)	(3,827)
Charge for the year	(12,571)	(217)	(85)	(12,873)
<b>At 31 December 2024</b>	<b>(15,171)</b>	<b>(1,192)</b>	<b>(337)</b>	<b>(16,700)</b>
<b>Net book value at 31 December 2024</b>	<b>130,184</b>	<b>742</b>	<b>115</b>	<b>131,041</b>
Net book value at 31 December 2023	74,822	190	119	75,131

The Group's oil and gas assets as at 31 December 2024 comprise:

- Block 3/05 PSA, Angola: Afentra Angola Ltd 30%, Sonangol (Operator) 36%, M&P 20%, Etu Energias 10%, and NIS-Naftagas 4%.
- Block 3/05A PSA, Angola: Afentra Angola Ltd 21.33%, Sonangol (Operator) 33.33%, M&P 26.68%, Etu Energias 13.33%, and NIS-Naftagas 5.33%.

See Note 24 for further information on the acquisitions to oil and gas assets in the year.

The right-of-use asset (office lease) is depreciated on a straight-line basis over the lease contract term. During 2024 the lease on our old office expired and a new lease was entered into. The current lease term is for five years, ending in 2029. See Note 1 and Note 22 for further details.

### 12. Investment in subsidiaries

	Company \$000
At 1 January 2023	20,140
Additions during the year	965
<b>At 1 December 2023</b>	<b>21,105</b>
Additions during the year	989
Impairment	(1,954)
<b>At 31 December 2024</b>	<b>20,140</b>

# AFENTRA PLC

## YEAR ENDED 31 DECEMBER 2024

See Note 22 for further detail on the impairment assessment methodology. The subsidiary undertakings of the Group as at 31 December 2024 are listed below:

	Country of incorporation	Class of shares held	Type of ownership	Proportion of voting rights held 2024	Proportion of voting rights held 2023	Nature of business
Afentra (UK) Limited	United Kingdom <sup>(4)</sup>	Ordinary	Direct	100%	100%	Exploration for oil and gas
Afentra (Angola) Ltd <sup>(1)</sup>	United Kingdom <sup>(4)</sup>	Ordinary	Direct	100%	100%	Extraction of crude petroleum
Afentra (Northwest Africa) Limited	Jersey, CI <sup>(5)</sup>	Ordinary	Direct	100%	100%	Exploration for oil and gas
Afentra Holdings Limited <sup>(2)</sup>	Jersey, CI <sup>(5)</sup>	Ordinary	Indirect	100%	100%	Investment holding company
Afentra (East Africa) Limited <sup>(3)</sup>	Jersey, CI <sup>(5)</sup>	Ordinary	Indirect	100%	100%	Exploration for oil and gas
Afentra (Offshore Developments) Ltd	United Kingdom <sup>(4)</sup>	Ordinary	Direct	100%	nil	Extraction of crude petroleum
Afentra (Onshore Developments) Ltd <sup>(6)</sup>	United Kingdom <sup>(4)</sup>	Ordinary	Direct	100%	100%	Extraction of crude petroleum

<sup>(1)</sup> Holder of Afentra (Angola), Lda - (Sucursal em Angola) a local branch in Angola

<sup>(2)</sup> Held directly by Afentra (Northwest Africa) Limited

<sup>(3)</sup> Held directly by Afentra Holdings Limited

<sup>(4)</sup> Registered address – 10 St Bride Street, London, EC4A 4AD

<sup>(5)</sup> Registered address – IFC5, St Helier, Jersey, JE1 1ST

<sup>(6)</sup> Formerly Afentra Overseas Limited

### 13. Inventories

	2024	2023
	\$000	\$000
<b>Group</b>		Restated
Oil stock	1,415	12,781
Warehouse stock and materials	6,049	3,783
	7,464	16,564

Oil stock inventory is stated at the lower of cost and net realisable value. There were no write-downs of inventory during the year (2023: nil).

# AFENTRA PLC

## YEAR ENDED 31 DECEMBER 2024

### 14. Trade and other receivables

Current	Group		Company	
	2024	2023 Restated	2024	2023
	\$000	\$000	\$000	\$000
Trade receivables	123	90	-	-
Amounts due from subsidiary undertakings	-	-	3,916	10,063
Joint venture receivables <sup>1</sup>	8,286	7,089	-	-
Other receivables	218	218	200	212
Prepayments and accrued income	1,991	209	51	54
<b>Total current trade and other receivables</b>	<b>10,618</b>	<b>7,606</b>	<b>4,167</b>	<b>10,329</b>

<sup>1</sup> Comprised of our share of amounts receivable by the Operator (on behalf of the contractor group) for transportation and processing of crude, tariffs, and other receivables.

Non-current	Company	
	2024	2023
	\$000	\$000
Amounts due from subsidiary undertakings	14,109	35,527
<b>Total non-current trade and other receivables</b>	<b>14,109</b>	<b>35,527</b>

Trade and other receivables consist of current receivables that the Group views as recoverable in the short term.

Credit loss allowances for amounts due from subsidiary undertakings amount to \$29.1 million (2023: \$9.1 million). Material adverse changes in the underlying value of the Odewayne E&E asset could result in future credit losses on our intercompany receivables in the future. Restructuring of the Company's intercompany positions could result in the reversal of historical intercompany credit losses. There is no impact to the Group Consolidated Statement of Profit or Loss and Other Comprehensive Income or the Consolidated Statement of Financial Position from credit losses on intercompany receivables, or the subsequent reversal thereof.

The Directors consider that the carrying amount of trade and other receivables is a reliable estimate of their fair value.

Transactions between subsidiaries are non-interest earning and are repayable on demand, with the exception of the intercompany balance between Afentra plc and Afentra (Angola) Limited, which is interest earning.

See Note 1 for details (Financial instruments - Trade receivables).

### 15. Cash and cash equivalents

	Group		Company	
	2024	2023	2024	2023
	\$000	\$000	\$000	\$000
Cash at bank available on demand	46,877	14,725	8,267	4,413
Cash on hand	3	4	-	-
	<b>46,880</b>	<b>14,729</b>	<b>8,267</b>	<b>4,413</b>

# AFENTRA PLC

## YEAR ENDED 31 DECEMBER 2024

### 16. Restricted funds

The restricted funds as at 31 December 2024 is a \$7.9 million cash deposit held in the Debt Service Reserve Account (DSRA) as required by the Reserve Based Lending agreement. The amount held represents the next tranche of debt principal and associated interest payments due. As at 31 December 2023, there was \$4.9 million held in a Citibank escrow account in respect of the Azule acquisition.

### 17. Share capital

	Ordinary shares (10p)	\$000
<b>Authorised, called up, allotted and fully paid</b>		
At 1 January 2024	220,053,520	28,143
Issued on Share Options Exercised	6,102,470	771
<b>At 31 December 2024</b>	<b>226,155,990</b>	<b>28,914</b>

### 18. Reserves

Reserves within equity are as follows:

#### *Share capital*

Amounts subscribed for share capital at nominal value. There are no restrictions on dividends or repayment of capital.

#### *Share option reserve*

Cumulative amounts charged in respect of employee share option arrangements. See Note 25 for further details.

#### *Currency translation reserve*

The foreign currency translation reserve is comprised of movements that relate to the retranslation of the subsidiaries whose functional currencies are not designated in US dollars.

#### *Retained earnings*

Cumulative net gains and losses recognised in the Statement of Comprehensive Income less any amounts reflected directly in other reserves.

### 19. Borrowings

The Group drew down on both the Reserve-based lending (RBL) and Working Capital facilities in order to finance the INA, Sonangol, and Azule acquisitions in 2023 and 2024. As at 31 December 2024, the Group has drawn down \$42.0 million on the RBL and repaid all amounts drawn down under the Working Capital facility. The key terms of our debt facilities are shown below:

#### RBL facility

- \$51.8 million comprised of three separate drawdowns
- 5-year tenor to May 2028
- 8% margin over 3-month SOFR (Secured Overnight Financing Rate)
- Semi- annual linear amortisations

# AFENTRA PLC

## YEAR ENDED 31 DECEMBER 2024

- DSRA commitment
- Key financial covenants of Afentra (Angola) Limited's Net Debt to EBITDA < 3:1 and Group Liquidity Test >1.2x

### Working Capital revolving committed credit facility

- \$30.0 million maximum based on prior month oil inventories on hand (100% undrawn as at 31 December 2024)
- 5-year tenor to May 2028
- 4.75% margin over 1-month SOFR
- Repayable with proceeds from liftings

	2024 \$000	2023 \$000
<b>Current</b>		
Reserve Based Lending facility	11,271	6,752
Working Capital facility	-	-
<b>Total current borrowings</b>	<u>11,271</u>	<u>6,752</u>

	2024 \$000	2023 \$000
<b>Non-current</b>		
Reserve Based Lending Facility	30,145	24,951
<b>Total non-current borrowings</b>	<u>30,145</u>	<u>24,951</u>

	2024 \$000	2023 \$000
<b>Borrowings</b>		
At 1 January 2024	31,703	-
Loan drawdowns	35,748	48,003
Interest charge	4,942	1,152
Repayments	(32,306)	(15,519)
Movement in unamortised debt arrangement cost	587	(2,545)
Interest accrued	742	612
<b>At 31 December 2024</b>	<u>41,416</u>	<u>31,703</u>

A charge is placed on Afentra (Angola) Ltd shares to Mauritius Commercial Bank Limited as required by the terms of the debt facilities.

### Net cash/(debt)

The table below details our net cash/(debt) as at 31 December 2024 and 2023:

	2024 \$000	2023 \$000
Cash and cash equivalents	46,880	14,729
Restricted Funds	7,930	4,850
Borrowings	(41,416)	(31,703)
Lease liability	(782)	(155)
<b>Net cash/(debt)</b>	<u>12,612</u>	<u>(12,279)</u>

# AFENTRA PLC

## YEAR ENDED 31 DECEMBER 2024

Changes in Net cash/(debt) for the periods presented in this report were as follows:

	Liabilities			Assets	
	Borrowings	Leases	Sub total	Cash/ restricted funds	Total
<b>Net cash as at 1 January 2023</b>	-	(337)	(337)	30,584	30,247
Financing cashflows	(45,066)	-	(45,066)	-	(45,066)
Lease payments	-	164	164	-	164
Loan repayments	14,367	-	14,367	-	14,367
Other changes <sup>1</sup>	-	-	-	(11,005)	(11,005)
Interest expense	(2,156)	-	(2,156)	-	(2,156)
Interest payments	1,152	18	1,170	-	1,170
<b>Net debt as at 31 December 2023</b>	<b>(31,703)</b>	<b>(155)</b>	<b>(31,858)</b>	<b>19,579</b>	<b>(12,279)</b>
Financing cashflows	(35,748)	-	(35,748)	-	(35,748)
Lease payments	-	160	160	-	160
Loan repayments	27,364	-	27,364	-	27,364
Other changes <sup>1</sup>	(587)	(769)	(1,356)	35,231	33,875
Interest expense	(5,684)	(18)	(5,702)	-	(5,702)
Interest payments	4,942	-	4,942	-	4,942
<b>Net cash as at 31 December 2024</b>	<b>(41,416)</b>	<b>(782)</b>	<b>(42,198)</b>	<b>54,810</b>	<b>12,612</b>

<sup>1</sup> Other charges comprise:

- Borrowings: amortisation of prepaid finance fees
- Leases: accretion
- Cash: net funds received / spent

### 20. Trade and other payables

	Group		Company	
	2024	2023 Restated	2024	2023
	\$000	\$000	\$000	\$000
Trade payables	1,046	929	117	909
Joint venture balances <sup>1</sup>	47,529	29,774	11	-
Amounts owed to subsidiary undertakings	-	-	27,517	27,540
Income taxes payable	1,802	-	-	-
Accruals	2,562	3,693	283	292
<b>Total trade and other payables</b>	<b>52,939</b>	<b>34,396</b>	<b>27,928</b>	<b>28,741</b>

<sup>1</sup> Comprised of our share of amounts owed to suppliers by the Operator of the Joint Venture (on behalf of the contractor group) for unpaid invoices and unbilled value of work done.

## AFENTRA PLC

### YEAR ENDED 31 DECEMBER 2024

The Directors consider that the carrying amount of trade and other payables is a reliable estimate of their fair value. Transactions between subsidiaries are non-interest bearing and repayable on demand.

#### 21. Contingent consideration

The movement in contingent consideration during 2024 and 2023 is detailed in the table below:

	<b>Group \$000</b>
As at 1 January 2023	-
Asset acquisitions	26,484
As at 31 December 2023	26,484
Asset acquisitions	5,437
Accretion of interest	2,305
Payments	(4,621)
Changes in fair value	297
<b>As at 31 December 2024</b>	<b>29,902</b>

Contingent consideration is presented on the Consolidated Statement of Financial Position as:

	<b>2024 \$000</b>	2023 \$000
<b>Contingent consideration</b>		
Current	<b>5,535</b>	4,621
Non-current	<b>24,367</b>	21,863

The current portion of contingent consideration relates to amounts paid during the first quarter of 2025 based on thresholds met previously. Refer to Note 30 - Subsequent events.

Contingent consideration is payable to SNL, INA, and Azule on Blocks 3/05 and 3/05A:

INA acquisition (2023):

- Tranche 1: The contingent consideration for 3/05 relates to the 2023 and 2024 production levels and a realised Brent price hurdle up to an annual cap of \$2.0 million (now completed); and
- Tranche 2: The contingent consideration for 3/05A relates to the successful future development of the Caco Gazela and Punja development areas, with production and oil price hurdles. The maximum payable for these development areas is \$5.0 million.
- During the year, the Group paid contingent consideration of \$1.1 million to INA related to 2023 during Q1 2025, an additional and final payment of \$1.2 million was made in respect of Tranche 1 related to 2024.

SNL acquisition (2023):

- The contingent consideration for the SNL acquisition is payable annually over the next ten years from acquisition in each year where production hurdle is reached and the realised oil price exceeds \$65/bbl. The maximum annual amount payable is \$3.5 million, potentially resulting in a total maximum payment of \$35 million over ten years.
- During the year, the Group paid contingent consideration of \$3.5 million to Sonangol in respect of 2023, with an additional payment of \$3.5 million made in Q1 2025 in respect of 2024.

Azule acquisition (2024):

# AFENTRA PLC

## YEAR ENDED 31 DECEMBER 2024

- Tranche 1: The contingent consideration for the Azule acquisition includes up to \$21 million over the next three years from 1 January 2023, subject to certain oil price and Block 3/05 production hurdles, with an annual cap of \$7 million.
- Tranche 2: Further contingent considerations of up to \$15 million are linked to the successful future development of certain Block 3/05A discoveries and associated oil price and production hurdles.
- During the year (as part of the completion) the Group paid contingent consideration of \$1.2 million to Azule in respect of 2023, as well as an additional payment of \$0.9 million in Q1 2025 in respect of 2024

These contingent payments are measured at fair value and changes in fair value are recognised in profit or loss.

Management have reviewed the contingent payments related to the above acquisitions, which are dependent upon production levels, future oil price hurdles, and future 3/05A developments. Judgement has been applied to the probability of the circumstances occurring that would give rise to some or all of the future payments. For each tranche of contingent consideration Management have applied a multiple scenario approach to each tranche along with the related weightings of probability resulting in an expected amount payable. The base case scenario, which has the greatest weighting is based on the Brent forward curve, with an average oil price of \$72/bbl in 2025, \$68/bbl in 2026, and \$67/bbl in 2027.

Management has applied a discount rate that approximates to the incremental borrowing rate in arriving at a present value at the balance sheet date of the probable future liabilities. The discount rate is based on a market rate of 9.1% (2023: 9.1%). Management is therefore satisfied with the liabilities recorded at the balance sheet date in respect of these contingent future events.

Applying Management's judgements discussed above, has resulted in contingent consideration of \$29.9 million. A 2% increase in the discount rate would result in a reduction in the contingent consideration liability of \$1.7 million. A 2% decrease in the discount rate would result in an increase in contingent consideration of \$1.9 million. The impact of removing the scenarios that have an expectation the realised Brent price hurdles will not be met (5% original weighting) and including a relative increase in the base case scenarios would increase the contingent consideration by \$0.7 million. In the event of a sustained low oil price scenario, for any years where the average Brent oil price is below \$65/bbl, we expect that the price related element of the non-current contingent consideration would be reversed.

## 22. Leases

During the year, the Group entered into a new lease on a new head office in London following the expiration of the previous head office lease. The Group recognizes a right-of-use asset in a consistent manner to its property, plant and equipment (see Note 11).

The Company recognises lease liabilities in relation to the head office in accordance with IFRS16. These liabilities are measured at the present value of the total lease payments, discounted using the lessee's incremental borrowing rate. The incremental borrowing rate applied to the lease liabilities was 9.74%.

The depreciation charge in 2024 was \$217k (2023: \$190k) (see Note 11) with an interest expense in 2024 of \$18k (2023: \$18k) (see Note 7). Cash outflow of principal payments in 2024 was \$142k (2023: \$227k).

Lease liabilities are presented in the statement of financial position as follows

	2024 \$000	2023 \$000
Current	97	155
Non-current	685	-
		120

**AFENTRA PLC**  
**YEAR ENDED 31 DECEMBER 2024**

782      155

Extension options are included in the lease liability when, based on Management's judgement, it is reasonably certain that an extension will be exercised. As at 31 December 2024, the contractual maturities of the Company's lease liabilities are as follows:

	Within one year \$000	Between one to two years \$000	Over two years \$000	Total \$000	Interest \$000	Carrying amount \$000
<b>Group</b>						
Lease liability	172	229	592	993	(211)	782

**23. Financial instruments**

**Capital risk and liquidity risk management**

The Group and Company are not subject to externally imposed capital requirements. The capital structure of the Group and Company consists of cash and cash equivalents held for working capital purposes and equity attributable to the equity holders of the parent, comprising issued capital, reserves and retained earnings as disclosed in the Statement of Changes in Equity. The Group and Company use cash flow models and budgets, which are regularly updated, to monitor liquidity risk.

Details of the significant accounting policies and methods adopted, including the criteria for recognition, the basis of measurement, and the basis on which income and expenses are recognised, in respect of each material class of financial asset, financial liability and equity instrument are disclosed in Note 1 to the financial statements.

Due to the short-term nature of these assets and liabilities, such values approximate their fair values as at 31 December 2024 and 31 December 2023.

	Carrying amount	
	2024	2023
	\$000	Restated \$000
<b>Group</b>		
<b>Financial assets at amortised cost</b>		
Cash and cash equivalents	46,880	14,729
Restricted funds	7,930	4,850
Trade and other receivables	8,627	7,397
<b>Total</b>	<u>63,437</u>	<u>26,976</u>
<b>Financial liabilities at amortised cost</b>		
Trade and other payables	52,939	34,396
Borrowings due within one year	11,271	6,752
Non-current borrowings	30,145	24,951
<b>Total</b>	<u>94,355</u>	<u>66,099</u>

Of the above assets and liabilities due to the short-term nature, carrying amounts approximate their fair values at 31 December 2024 and 31 December 2023 except for non-current borrowings, for which the fair value is based upon a market rate of 9.1% and therefore having a fair value of \$34.7 million (2023: \$27.4 million) against the carrying amount of \$30.1 million (2023: \$25.0 million).

The Group carries the assets and liabilities below at fair value through profit and loss.

**AFENTRA PLC**  
**YEAR ENDED 31 DECEMBER 2024**

Group	Fair value	
	2024	2023
	\$000	\$000
<b>Financial assets at fair value</b>		
Derivative hedge assets	196	-
	2024	2023
	\$000	\$000
<b>Financial liabilities at fair value</b>		
Derivative hedge liabilities	1,279	-
Contingent consideration	29,902	26,484
<b>Total</b>	31,181	26,484

Derivative hedge assets and liabilities are financial assets and liabilities measured through profit or loss with a level 2 fair value hierarchy classification. In the normal course of business the Group enters into derivative financial instruments to manage its exposure to oil price volatility.

Contingent consideration is a financial liability measured through profit or loss with a level 3 fair value hierarchy classification. Contingent consideration was valued using a discounted cash flow and scenario analysis method. The main inputs in the valuation process were discount rates, forecast realised crude oil prices and future production. See Note 21 for details of the sensitivity analysis performed.

There were no transfers between fair value levels during the year.

**Financial risk**

We are exposed to several financial risks, including oil and gas price volatility, credit risk, liquidity risk, foreign currency risk, and interest rate risk. Our policy is to reduce our exposure to these risks, where possible, within boundaries deemed appropriate by our management team. This may include the use of derivative instruments. Oil price volatility may also impact our contingent consideration liability, where market price hurdles have been included in the terms.

**Interest rate risk**

Our exposure to interest rate risk relates mainly to our floating rate borrowings and balances of surplus funds placed with financial institutions. We monitor this risk and will implement our hedging policy if and when required.

**Interest rate sensitivity analysis**

The sensitivity analysis below has been determined based on the exposure to interest rates at the reporting date and assumes the amount of the balances at the reporting date were outstanding for the whole year. A 100 basis point change represents management's estimate of a possible change in interest rates at the reporting date. If interest rates had been 100 basis points higher or lower, and all other variables were held constant, our profits and equity would be impacted as follows:

	Increase		Decrease	
	2024	2024	2024	2023
	\$000	\$000	\$000	\$000
Cash and cash equivalents	469	147	(469)	(147)
Borrowings	(414)	(317)	414	317

**Foreign currency risk**

# AFENTRA PLC

## YEAR ENDED 31 DECEMBER 2024

The Company's functional currency is the US dollar, being the currency in which the majority of the Group's expenditure is transacted. Small elements of its management, services and treasury functions are held and transacted in Pounds Sterling, Euro or Angolan Kwanza. The Group does not enter into derivative transactions to manage its foreign currency. Foreign currency risk is not considered material to the Group and Company.

The table below details our financial assets and liabilities that are held in currencies other than US\$:

### Financial assets

	Group	
	2024	2023
	\$000	\$000
Cash and cash equivalents		
- US\$	45,951	13,222
- GBP	885	1,507
- EUR	1	-
- AOA	43	-
	<b>46,880</b>	<b>14,729</b>

	Group	
	2024	2023
	\$000	Restated \$000
Trade and other receivables		
- US\$	8,549	7,108
- GBP	78	289
	<b>8,627</b>	<b>7,397</b>

### Financial liabilities

	Group	
	2024	2023
	\$000	Restated \$000
Trade and other payables		
- US\$	50,854	31,351
- GBP	1,867	3,045
- EUR	217	-
- AOA	1	-
	<b>52,939</b>	<b>34,396</b>

### Credit risk management

The Group has to manage its currency exposures and the credit risk associated with the credit quality of the financial institutions in which the Group maintains its cash resources. At the year end the Group held approximately 98.0% (2023: 89.8%) of its cash in US dollars. Most of the counterparties are creditworthy financial institutions and, as such, we do not expect any significant loss to result from non-

## AFENTRA PLC

### YEAR ENDED 31 DECEMBER 2024

performance by such counterparties. The Group continues to proactively monitor its treasury management to ensure an appropriate balance of the safety of funds and maximisation of yield.

Trade and other receivables are non-interest bearing. The Group does not hold any collateral as security and the Group does not hold any significant allowance in the impairment account for trade and other receivables as they relate to counterparties with no default history. Default is considered to be where payments have been outstanding for more than 60 days. Apart from derivative hedge assets there are no financial assets held at fair value.

The Group's maximum exposure to credit risk is \$65.4 million, based on our cash and cash equivalents, restricted cash, and trade and other receivables. Our cash balances are held with creditworthy financial institutions and there has been no significant increase in the credit risk of our debtors during the period.

#### Liquidity and interest rate tables

Management reviews budgeted cash forecasts regularly to ensure there is enough cash on hand to repay financing obligations and operational expenses as they become due. Additionally, the Group has access to a rotating Working Capital Credit Facility of up to \$30 million. The following table details the remaining contractual maturity of our financial assets and liabilities, based on the undiscounted cash flows of on the earliest date on which the Group can be required to pay.

The table includes both interest and principal including cashflows on actual contractual arrangements.

	Less than six months \$000	Six months to one year \$000	One to six years \$000	Total \$000	Interest \$000	Principa l \$000
<b>Group</b>						
<b>As at 31 December 2024</b>						
<b>Non-derivative financial liabilities:</b>						
Borrowings	7,930	7,608	38,292	53,830	11,810	42,020
Trade and other payables	1,046	47,529	-	48,575	-	-
Contingent consideration	5,535	-	24,367	29,902	-	-
<b>Derivative financial instruments:</b>						
Forward foreign exchange contracts – outflow	1,279	-	-	1,279	-	-
Forward foreign exchange contracts – inflow	(196)	-	-	(196)	-	-
	<b>15,594</b>	<b>55,137</b>	<b>62,659</b>	<b>133,390</b>	<b>11,810</b>	<b>42,020</b>
<b>As at 31 December 2023 (Restated)</b>						
<b>Non-derivative financial liabilities:</b>						
Borrowings	5,065	5,413	34,901	45,379	11,743	33,636
Trade and other payables	76	29,774	-	29,850	-	-
	<b>5,141</b>	<b>35,187</b>	<b>34,901</b>	<b>75,229</b>	<b>11,743</b>	<b>33,636</b>

## AFENTRA PLC

### YEAR ENDED 31 DECEMBER 2024

#### 24. Asset acquisitions

During the year the Group completed the acquisition of further interests in Block 3/05 (12%) and Block 3/05A (16%) offshore Angola for a net \$28.4 million payment with subsequent contingent payments estimated at \$5.4 million. See Note 21 for details of the contingent consideration.

	Block 3/05 \$000	Block 3/05A \$000	Total \$000
<b>Consideration</b>			
Initial consideration	47,500	1,000	48,500
Actual adjustments from effective date	(15,151)	(6,096)	(21,247)
Contingent consideration - Extension of Block 3/05 licence	1,175	-	1,175
<b>Consideration paid</b>	<b>33,524</b>	<b>(5,096)</b>	<b>28,428</b>
Contingent consideration - Oil price and production linked future developments	1,415	4,022	5,437
<b>Total consideration</b>	<b>34,939</b>	<b>(1,074)</b>	<b>33,865</b>
<b>Net assets</b>			
Oil and gas properties	36,051	2,237	38,288
Other non-current assets (decommissioning fund)	52,166	-	52,166
Non-current provision (decommissioning)	(52,166)	-	(52,166)
Inventory (oil stock)	11,036	429	11,465
Joint venture partner balance	(4,092)	2,961	(1,131)
Joint venture working capital <sup>1</sup>	(8,056)	(6,701)	(14,757)
<b>Net assets acquired</b>	<b>34,939</b>	<b>(1,074)</b>	<b>33,865</b>

<sup>1</sup> Comprised of our share of the working capital balances of the Operator of the Joint Venture which include accounts payable, accruals, accounts receivable, and non-oil inventory.

The Group performed an assessment of the Azure acquisition to determine whether the acquisition should be accounted for as an asset acquisition or a business combination. Consistent with the acquisitions in 2023 from INA and SNL, the Group established that, under IFRS11, joint control does not exist, and therefore the Group have deemed the acquisition to qualify as an acquisition of a group of assets and liabilities, and not of a business. Furthermore, the Group gave regard to guidance included under IFRS11- Joint Arrangements, and will account for its share of the income, expenses, assets, and liabilities from the acquisition date.

The total consideration was allocated to assets and liabilities based on their relative fair values.

#### 25. Share-based payments

The table below details the movement in share option reserve:

	2024 \$000	2023 \$000
At 1 January	965	-
Arising in the year	989	965
Options exercised	(1,112)	-
<b>At 31 December</b>	<b>842</b>	<b>965</b>

During the year, Afentra plc operated four share incentive schemes:

- Founder Share Plan (FSP)
- Long-term Incentive Plan (LTIP)
- Executive Director Long-term Incentive Plan (EDLTIP)

# AFENTRA PLC

## YEAR ENDED 31 DECEMBER 2024

- Non-Executive Director Option plan (NEDP)

Details of the schemes are summarised below:

### Founder Share Plan

Under the FSP, the founders are eligible to receive 15% of the growth in returns of the Company over the five year period commencing from its admission to AIM on 16 March 2021. The awards are expressed as a percentage of the total maximum potential award, being 10% of the Company's issued share capital.

Should a hurdle of doubling the Total Shareholder Return (TSR) over the five-year period be met, the awards will be converted into nil cost options over ordinary shares of 10p each in the share capital of the Company.

For the purpose of determining the fair value of an award, the following assumptions have been applied and a valuation calculation run through the Monte Carlo Model:

Award date	2022
Weighted average share price at grant date	£0.15
Exercise price	nil
Risk free rate	1.88%
Dividend yield	0%
Volatility of Company share price	44%

The risk-free rate assumption has been set as the yield as at the grant date on zero coupon government bonds of a term commensurate with the remaining performance period.

The volatility assumptions are based on the daily share price volatility over a historical period prior to the respective dates of grant with length commensurate to the expected life.

The weighted average exercise price of outstanding options is nil.

The weighted average remaining contractual life as at 31 December 2024 is 14 months.

At 31 December 2024 no options were exercisable.

During 2024 the first measurement date was reached and 10,235,080 nil cost options were vested and exercised. The share price at time of exercise was £0.39.

### Long-term Incentive Plan

The awards issued under the LTIP are nil-cost options to acquire ordinary shares in the Company, subject to a performance condition. For the purpose of determining whether the condition has been met, the TSR of the Company is measured over a three year performance period, commencing at the grant date. The awards have been valued using the Monte Carlo model, which calculates a fair value based on a large number of randomly generated simulations of the Company's TSR.

Award date	16 Mar 21	1 Nov 22	30 Sep and 3 Oct 22	1 Mar 23	6 and 13 Dec 23	20 Feb and 1 Mar 24	24 Oct 24	19 Dec 24
Weighted average share price at grant date	£0.15	£0.30	£0.30	£0.28	£0.30	£0.39	£0.50	£0.49
Risk free rate	1.90%	4.20%	4.23%	3.75%	3.92%	4.12%	3.87%	4.21%
Dividend yield	0%	0%	0%	0%	0%	0%	0%	0%
Volatility of Company share price	40%	54%	54%	55%	54%	52%	52%	52%
Weighted average fair value	£0.04	£0.16	£0.16	£0.15	£0.16	£0.21	£0.27	£0.25

## AFENTRA PLC

### YEAR ENDED 31 DECEMBER 2024

The risk-free rate assumption has been set as the yield as at the grant date on zero coupon government bonds with remaining term commensurate with the remaining projection period.

The volatility assumptions are based on the daily share price volatility over a historical period prior to the respective dates of grant with length commensurate to the expected life.

The table below details the movement in share awards for the year:

	2024	2023
	No.	No.
At 1 January	2,774,439	1,893,460
Granted	1,059,036	880,979
Forfeited	(557,521)	-
Exercised	(1,251,460)	-
At 31 December	<u>2,024,494</u>	<u>2,774,439</u>

The weighted average exercise price of outstanding options is £nil.

The weighted average remaining contractual life as at 31 December 2024 is 20 months.

#### Executive Director LTIP

The awards issued under the EDLTIP are nil-cost options to acquire ordinary shares in the Company, subject to a performance condition. For the purpose of determining whether the condition has been met, the TSR of the Company is measured each year over a three year performance period, commencing at the grant date. The awards have been valued using the Monte Carlo model, which calculates a fair value based on a large number of randomly generated simulations of the Company's TSR.

Award date	2024
Weighted average share price at grant date	£0.57
Exercise price	nil
Risk-free rate	4.05%
Dividend yield	0%
Volatility of Company share price	49%
Fair Value per award	£0.27

The risk-free rate assumption has been set as the yield as at the grant date on zero coupon government bonds of a term commensurate with the remaining performance period.

The volatility assumptions are based on the daily share price volatility over a historical period prior to the respective dates of grant with length commensurate to the expected life.

	2024	2023
	No.	No.
At 1 January	-	-
Granted	<u>3,228,373</u>	-
At 31 December	<u>3,228,373</u>	-

The weighted average exercise price of outstanding options is nil.

The weighted average remaining contractual life as at 31 December 2024 is 30 months.

# AFENTRA PLC

## YEAR ENDED 31 DECEMBER 2024

### Non-Executive Director Option plan (NEDP)

The awards issued under the NEDP are options to acquire ordinary shares in the Company at a set price. These options are subject only to a continued employment condition. The awards will vest three years after grant date and participants can exercise these awards up to the ten year anniversary of the grant date.

The awards have been valued using the Black-Scholes option pricing formula.

Award date	2024
Weighted average share price at grant date	£0.57
Exercise price	£0.57
Risk free rate	3.92%
Dividend yield	0%
Volatility of Company share price	53.3%
Fair Value per award	£0.31

The risk-free rate assumption has been set as the yield as at the grant date on zero coupon government bonds of a term commensurate with the remaining performance period.

The volatility assumptions are based on the daily share price volatility over a historical period prior to the respective dates of grant with length commensurate to the expected life.

	2024	2023
	No.	No.
At 1 January	-	-
Granted	<b>4,500,000</b>	-
At 31 December	<b>4,500,000</b>	-

The weighted average exercise price of outstanding options is nil.

The weighted average remaining contractual life as at 31 December 2024 is 30 months.

Employees (including Senior Executives) of the Company receive remuneration in the form of share-based payment transactions which are equity settled. The cost of equity-settled transactions with employees is measured by reference to the fair value at the date on which they are granted. The fair value is determined by an external valuer using an appropriate pricing model. Although these awards are deemed to be equity settled, an employee may elect to receive their entitled settlement, in whole or in part, in cash.

The estimated cost of equity-settled transactions is recognised in the profit and loss account as an expense, together with a corresponding increase in equity. This expense and adjustment to equity is recognised over the period in which the performance and/or service conditions are measured (the 'vesting period'), ending on the date on which the relevant participants become fully entitled to the award (the 'vesting date').

The cumulative expense recognised for equity-settled transactions at each reporting date until the vesting date reflects the extent to which the vesting period has expired and the Company's best estimate of the number of equity instruments that will ultimately vest. The Income Statement charge for a period represents the movement in cumulative expense recognised as at the beginning and end of that period.

The key areas of estimation regarding share-based payments are share price volatility and estimated lapse rates due to service conditions and non-performance conditions not being met.

No adjustments are made in respect of market conditions not being met. Similarly, the number of instruments and the grant-date fair value are not adjusted, even if the outcome of the market condition differs from the initial estimate.

Where the terms of an equity-settled award are modified, the minimum expense recognised is the expense as if the terms had not been modified. An additional expense is recognised for any

# AFENTRA PLC

## YEAR ENDED 31 DECEMBER 2024

modification, which increases the total fair value of the share-based payment arrangement, or is otherwise beneficial to the employee as measured at the date of modification.

Where an equity-settled award is cancelled, it is treated as if it had vested on the date of cancellation, and any expense not yet recognised for the award is recognised immediately. However, if a new award is substituted for the cancelled award, and designated as a replacement award on the date that it is granted, the cancelled and new awards are treated as if they were a modification of the original award, as described in the previous paragraph.

In April 2024 a number of share option awards vested which were settled through both the issue of shares and the payment of cash to HMRC for the related taxes. In the interim accounts for the six-month period ended 30 June 2024, the cash tax payment was treated as a "cash settled" share-based payment, and an expense of \$2.3 million was recognised in other administrative expenses. As part of the preparation of the year-end financial statements, it was identified that as Afentra had an obligation (rather than a choice) to settle these employment related taxes in cash, IFRS 2.33 requires that the transaction is classified in its entirety as an equity-settled share-based payment transaction. Accordingly, in the full year results this transaction has been recognised within equity, as \$2.3 million directly to retained earnings. In the interim accounts for the period to 30 June 2025, the profit after tax for 30 June 2024 comparative period will be restated from the previously disclosed \$22.2 million to \$24.5 million to reflect this impact of this reclassification.

The dilutive effect of outstanding options is reflected as additional share dilution in the computation of earnings per share.

### 26. Related party transactions

Details of Directors' remuneration, which comprise key management personnel, are provided below:

	Group		Company	
	2024	2023	2024	2023
	\$000	\$000	\$000	\$000
Short-term employee benefits	2,521	2,684	351	212
Defined contribution pension	128	120	-	-
Share-based payments	897	843	275	-
	<b>3,546</b>	<b>3,647</b>	<b>626</b>	<b>212</b>

Further information on Directors' remuneration is detailed in the Remuneration Committee Report, on pages 77 – 87. The Executive Directors (three) exercised share options during the year.

The Company's subsidiaries are listed in Note 12. The following table provides the balances which are outstanding with subsidiary undertakings at the balance sheet date:

	2024	2023
	\$000	\$000
Amounts due from subsidiary undertakings	18,025	45,590
Amounts due to subsidiary undertakings	(27,517)	(27,540)

Amounts due from subsidiary undertakings are interest free apart from the amount receivable from Afentra (Angola) Limited which earns interest at a rate equal to the relevant US Treasury Bill rate plus a margin of 0.5%. The average interest rate on the loan to Afentra (Angola) Limited was 5.6% in 2024 (2023: 2.8%). During the year the Company recognised interest receivable from Afentra (Angola) Limited of \$0.79 million (2023: \$0.64 million).

The Group and Company has no other disclosed related party transactions.

# AFENTRA PLC

## YEAR ENDED 31 DECEMBER 2024

### 27. Derivative assets and liabilities

	2024	2023
	\$000	\$000
Derivative assets	196	-
Derivative liabilities	(1,279)	-

The company manages its exposure to oil price risk through commodity price hedging. In 2024, Afentra hedged 70% of its sales volumes through a combination of put options and collar structures. The hedge portfolio consisted of put options ranging included \$70 to \$80 per barrel covering 70% of sales volumes and call option of \$90 per barrel covering 29% of sales volumes.

### 28. Commitments

The Parent Company has provided a guarantee over the debt of Afentra (Angola) Limited and letters of support to Afentra (UK) Limited, Afentra (Onshore Developments) Limited, Afentra (Offshore Developments) Limited, Afentra (East Africa) Limited, and Afentra Holdings Limited.

### 29. Restatement of decommissioning provision and associated pre-funding asset

We have restated the Group's balance sheet to reflect a change in our accounting for the pre-funded liability to settle the future decommissioning obligation associated with Block 3/05, and the treatment of joint venture receivable and payable balances.

As of 31 December 2023, the pre-funding asset was presented as a non-current asset to be recovered from the Concessionaire and the decommissioning liability as a non-current liability on the balance sheet. Following investigation, independent and authoritative information was obtained during the second half of 2024 that provided certainty that the contractual position was that the contractor group would be discharged of its obligation to decommission the field should the pre-funding not be made available when due. The information received during 2024 confirmed the legal position at 31 December 2023, namely that the Group will not be liable for the decommissioning costs if the funds are not made available when due, and accordingly we have restated the 2023 balance sheet in line with the requirements of IFRIC 5 IAS 37, and the measurement of the decommissioning liability, including our evaluation of any future outflows, has been reduced by the amount already pre-funded by the contractor group. The decommissioning liability and the associated pre-funding asset were initially recognised during 2023 and that is the earliest period impacted.

As of 31 December 2023, the Group's \$7 million share of the Block 3/05 joint venture receivable balance was offset against the payables position as it was anticipated that it would be settled net of the larger joint venture payable balance. Following investigation, information was obtained during the second half of 2024 that confirmed that the contacting group did not have the legal right to offset these separate receivable and payable balances. Consequently, we have restated the 2023 balance sheet. There is a consequential impact on the 2023 consolidated statement of cash flows, and the movement in the respective working capital balances has also been restated. There is no impact on the 2023 profit or equity position.

As of 31 December 2023, oil inventory was recorded at \$9.7 million based on the Group's working interest share of 18% of the oil in the storage vessel as opposed to \$12.8 million on an entitlement basis which reflects the volume of oil inventory the Group is entitled to lift based on a cumulative entitlement to production. The difference had been treated as an "underlift receivable" of \$3.1 million. This has been revisited during 2024, and our approach revised to record inventory on an entitlement basis to reflect the Group's contractual right to oil inventory. Consequently, we have restated the 2023 balance sheet by \$3.1 million with a corresponding adjustment to trade and other receivables. There is a consequential impact on the 2023 consolidated statement of cash flows, and the movement in the respective working capital balances has also been restated. There is no impact on the 2023 profit or equity position.

## AFENTRA PLC

### YEAR ENDED 31 DECEMBER 2024

The table below highlights the impact of the restatement on the 31 December 2023 and 30 June 2024 consolidated statements of financial position (there is no impact to the Statement of Comprehensive Income):

<i>Financial statement line item affected:</i>	31 December 2023			30 June 2024		
	As previous ly reported	Impact of restateme nt	Restate d	As previous ly reported	Impact of restateme nt	Restate d
	\$000	\$000	\$000	\$000	\$000	\$000
Inventories	13,441	3,123	16,564	15,697	8,600	24,297
Trade and other receivables	3,640	3,966	7,606	46,443	4,993	51,436
Total current assets	36,660	7,089	43,749	75,958	13,593	89,551
Other non-current assets (Decommissio ning fund)	76,973	(76,973)	-	130,882	(130,882)	-
Total non-current assets	173,971	(76,973)	96,998	269,164	(130,882)	138,282
Total assets	210,631	(69,884)	140,747	345,122	(117,289)	227,833
Trade and other payables	27,307	7,089	34,396	54,941	13,593	68,534
Total current liabilities	38,835	7,089	45,924	96,964	13,593	110,557
Provisions	77,010	(76,973)	37	130,919	(130,882)	37
Total non-current liabilities	123,824	(76,973)	46,851	178,087	(130,882)	47,205
Total liabilities	162,659	(69,884)	92,775	275,051	(117,289)	157,762
Total equity and liabilities	210,631	(69,884)	140,747	345,122	(117,289)	227,833

#### Contingencies

The latest approved estimate of the total cost for the contractor group to abandon the field at the end of the contract period in 2040 is \$574 million (Afentra's share is \$172 million), of which \$554 million (Afentra's share is \$166 million) has been pre-funded by the contractor group. The amounts pre-funded were deposited between 2004 and 2012 and substantially did not accrue interest on consequence of the manner in which they were held. The funds were deposited with the Concessionaire and will not be released to the contractor group until required for the purposes of abandoning the field.

On the basis that we consider that the contractor group will be discharged of its obligation to decommission, we do not forecast any further expenditure occurring over and above that which has

## AFENTRA PLC

### YEAR ENDED 31 DECEMBER 2024

been pre-funded (\$554 million gross). We have therefore accounted for any future possible expenditure as a contingent liability as, while not considered probable, there remains a remote possibility of any future increase to the estimated cost to abandon the field or any unfunded balance being called by the Concessionaire. Commercial sensitivities associated with any future increase in the cost to decommission the field and interest accrued precluded a range of potential estimates being disclosed.

#### 30. Subsequent events

Subsequent to the Balance Sheet date of 31 December 2024, the following business deliverables occurred:

- During Q1 2025, the Group made contingent consideration payments of \$3.5 million, \$1.2 million, and \$0.9 million to Sonangol, INA, and Azule respectively.
- On 28 March 2025, the Group made a scheduled redetermination payment on its RBL facility of \$7.9 million comprised of \$5.3 million debt principal and \$2.6 million accrued interest.
- On 19 February 2025, Afentra provided an update on its latest Competent Person's Report (CPR) for Block 3/05. As of 31 December 2024, total net 2P working interest reserves stand at 34.2 million barrels of oil (mmbo), (gross 114 mmbo). Since the previous CPR in June 2023, gross production of approximately 11 mmbo was offset by a gross increase in reserves of 15.4 mmbo resulting in a reserve replacement ratio of 140% over the 18-month period. Contingent resources on Block 3/05 have also increased since the last CPR with net working interest 2C resources of 13.8 mmbo (gross 46 mmbo)
- On 24 February 2025, Afentra announced the formal approval by Presidential Decree of the onshore licence KON15, the formal signing of the contract occurred on 07 April 2025. Under the terms of the KON15 award, Afentra has secured a 45% non-operating interest in the block, alongside Sonangol who will be block operator.

## AFENTRA PLC

### YEAR ENDED 31 DECEMBER 2024

#### DEFINITIONS AND GLOSSARY OF TERMS

\$	US dollars
2D	Two dimensional
2C	Denotes best estimate of Contingent Resources
2P	Denotes the best estimate of Reserves. The sum of Proved plus Probable Reserves
ABC	Anti-Bribery and Corruption
AIM Exchange	AIM, a SME Growth market of the London Stock
AGM	Annual General Meeting
ALNG	The Angola LNG project
ANPG	Agência Nacional de Petróleo, Gás e Biocombustíveis (holder of the mining rights of Exploration, Development and Production of liquid and gaseous hydrocarbons in Angola)
Articles	The Articles of Association of the Company
Block 3/05	The contract area described in and covered by the Block 3/05 PSA
Block 3/05A	The contract area described in the Block 3/05A PSA
Block 23 23 PSA	The contract area described in and covered by the Block 23 PSA
Board	The Board of Directors of the Company
bbls billion)	Barrels of oil ('k-' / 'mm-' / 'bn-' for thousand / million / billion)
Bopd	Barrels of oil per day ('k-' / 'mm-' for thousand / million)
Bwpd	Barrels water injected per day
CCRA	Climate Change Risk Assessment
CODM	Chief operating decision maker
Companies Act or Companies Act as amended 2006 Company	The Companies Act 2006, Afentra plc
CPR	Competent Persons Report
CSR	Corporate Social Responsibility
D&P	Development and production assets
DSRA	Debt service reserve account
Directors	The Directors of the Company
ECL	Expected credit loss
E&E	Exploration and evaluation assets
EDLPTIP	Executive Director Long-term Incentive Plan
E&P	Exploration and production

## AFENTRA PLC

### YEAR ENDED 31 DECEMBER 2024

EPS/LPS	Earnings/loss per share
EBITDAX (Adjusted) depletion	Earnings before interest, taxation, depreciation, total and amortisation, impairment and expected credit loss allowances, share-based payments, provisions, and pre-licence expenditure
EITI Entitlement Reserves of	Extractive Industries Transparency Initiative Entitlement production/reserves refers to the share oil/gas that a company is entitled to receive based on fiscal and contractual agreements governing the specific asset.
EOR ERCe	Enhanced Oil Recovery ERC Equipose Limited (author of the Competent Person's Report)
ESP Farm-in & farm-out transfers	Electrical Submersible Pumps A transaction under which one party (farm-out party) part of its interest to a contract to another party (farm-in party) in exchange for a consideration which may comprise the obligation to pay for some of the farm-out party costs relating to the contract and a cash sum for past costs incurred by the farm-out party
FEED	Front-End Engineering Design
FID	Final investment decision
FSO	Floating storage and offloading
FSP	Founders' Share Plan
G&A	General and administrative
GBP	Pounds sterling
G&G Genel Energy	Geological and geophysical Genel Energy Somaliland Limited
GHG	Greenhouse gases
GOR Group	Gas Oil Ratio The Company and its subsidiary undertakings
H&S	Health and Safety
HSSE	Health, Safety, Security and Environment

## AFENTRA PLC

### YEAR ENDED 31 DECEMBER 2024

hydrocarbons	Organic compounds of carbon and hydrogen
IAS	International Accounting Standards
IFRS	International Financial Reporting Standards
INA	INA-Indstrijia Nafte d.d
IOC	International oil company
IPCC	Intergovernmental Panel on Climate Change
JV	Joint venture
JOA	Joint operating agreement
k	Thousands
km	Kilometre(s)
km <sup>2</sup>	Square kilometre(s)
KPIs	Key performance indicators
lead	Indication of a potential exploration prospect
LiDAR	Light Detection and Ranging
Lifex	Life extension capex
LNG	Liquefied Natural Gas
LSE	London Stock
Exchange	
LTI	Lost time Injury
LTIP	Long-term incentive plan
LWI	Light Well Intervention
M&A	Mergers and acquisitions
m	Metre(s)
MVO	Market Value Options
NED	Non-Executive Director
NEDP	Non-Executive Director Option plan
NFA invested	No Further Activity - forecast without new Capex
NGO	Non-governmental organisation
NOCs	National oil company
O&G	Oil and gas
OECD Development	Organisation for Economic Cooperation and
OIW	Oil in water
Op.	Operator

## AFENTRA PLC

### YEAR ENDED 31 DECEMBER 2024

Opex	Operating expenditure
Opex/bbl	Gross operating cost / Gross production
Ordinary Shares	ordinary shares of 10 pence each
Petroleum	Oil, gas, condensate and natural gas liquids
Petrosoma	Petrosoma Limited (JV partner in Somaliland)
Plc	Public limited company
Prospect	An area of exploration in which hydrocarbons have been predicted to exist in economic quantity. A group of prospects of a similar nature constitutes a play.
PSA	Production sharing agreement
PWTS	Produced Water Treatment System
QCA Code	QCA (Quoted Companies Alliance) Corporate Governance Code 2023
RBL	Reserve-Based Lending
Reserves	Reserves are those quantities of petroleum anticipated to be commercially recoverable by application of development projects to known accumulations from a given date forward under defined conditions. Reserves must satisfy four criteria; they must be discovered, recoverable, commercial and remaining based on the development projects applied. Reserves are further categorised in accordance with the level of certainty associated with the estimates and may be sub-classified based on project maturity and/or characterised by development and production status
RTO	Reverse takeover (pursuant to Rule 14 of the AIM Rules)
SPA	Sale and Purchase Agreements
Seismic	Data, obtained using a sound source and receiver, that is processed to provide a representation of a

## AFENTRA PLC

### YEAR ENDED 31 DECEMBER 2024

	vertical cross-section through the subsurface layers
SOFR	Secured Overnight Financing Rate
Shares	10p ordinary shares
Shareholders	Ordinary shareholders of 10p each in the Company
Subsidiary	A subsidiary undertaking as defined in the 2006 Act
Sonangol	Sonangol Pesquisa e Producao S.A.
Sonangol EP	Sociedade Nacional de Combustíveis de Angola, Empresa Pública
TCFD	Task force on Climate-related Financial Disclosure
Third and Fourth Period a work	Exploration terms: Third Period is to May 2025 with commitment of 500km 2D seismic acquisition; Fourth Period is to October 2026 with a work commitment of 1,000km 2D seismic acquisition and one exploration well
Trafigura	Trafigura PTE
TRIF	Total Recordable Incident Frequency
TSR	Total Shareholder Return
United Kingdom or UK	The United Kingdom of Great Britain and Northern Ireland
Working Interest or WI	A Company's equity interest in a project before reduction for royalties or production share owed to others under the applicable fiscal terms
ZRF	Zero Routine Flaring

## Professional Advisors

### Nominated Advisor and Joint Corporate Broker

#### **Stifel Nicolaus Europe Limited**

150 Cheapside,  
London, EC2V 6ET

### Joint Corporate Broker

#### **Tennyson Securities**

65 Petty France

# **AFENTRA PLC**

## **YEAR ENDED 31 DECEMBER 2024**

London, SW1H 9EU

### **Financial PR**

**Burson Buchanan Limited**

107 Cheapside

London, EC2V 6DN

### **Corporate Bankers**

**The Royal Bank of Scotland Plc**

1 Albyn Place

Aberdeen, AB10 1BR

### **Legal**

**Pinsent Masons LLP**

30 Crown Place, Earl Street

London, EC2A 4ES

**PLMJ Advogados, SP, RL**

Av. Fontes Pereira de Melo, 43

1050-119 Lisboa, Portugal

### **Auditors**

**BDO LLP**

55 Baker Street

London, W1U 7EU

### **Registrars**

**Link Group**

10th Floor Central Square, 29 Wellington Street

Leeds, LS1 4DL

### **Registered Office**

10 St. Bride Street

London, EC4A 4AD

[www.afentraplc.com](http://www.afentraplc.com)